

Heritage Inventory of Witless Bay

An Inventory report of pre-1930's Structures in Witless Bay, NL

1st Edition

Witless Bay Heritage Committee

2011

Inventory of Witless Bay
Pre-1930's Heritage Structures

Prepared for: The Witless Bay Heritage Committee
2011

Edited by: Barry Norris

Photography: Barry Norris

Witless Bay Heritage Committee Members:

Chair: Kevin Smart

Members: Colleen Hanrahan
Maxine Houlihan
Majorie McDermott
Barry Norris
John Royle
Mary Sobol
Maureen Walsh
Robert Walsh
Dena Wiseman

Acknowledgments

The Witless Bay Heritage Committee wishes to thank the following people and organizations for their help and cooperation in compiling this inventory. We would like to thank;

- The Department of Tourism, Culture and Recreation for their financial assistance.
- Heritage Foundation of Newfoundland and Labrador, with a special thanks to Andrea O'Brien for her guidance
- The Town of Witless Bay, especially Geraldine Caul (Town Clerk)
- Kevin Smart
- Mary and Peter Sobol
- Ekie O'Rielly
- Pat Curran (former Mayor of Witless Bay)
- The residents of Witless Bay who kindly let us document their heritage homes, with special thanks to Francis Armstrong, Patrick Carey (Sr.) and Johnny Carey who provided valuable information about Witless Bay's past.

Introduction and Methodology

The Witless Bay Heritage Committee was established in 2004 to help preserve the heritage of Witless Bay.

The Witless Bay Heritage Inventory is a documentation of historically important structures that date from the mid 1800's to 1930, at the latest. In the past ten years we have witnessed a surge in housing development with a subsequent demise of historically significant structures that are forever lost to posterity. The Witless Bay Heritage Inventory has determined which structures are most significant in terms of documenting vital information on their histories.

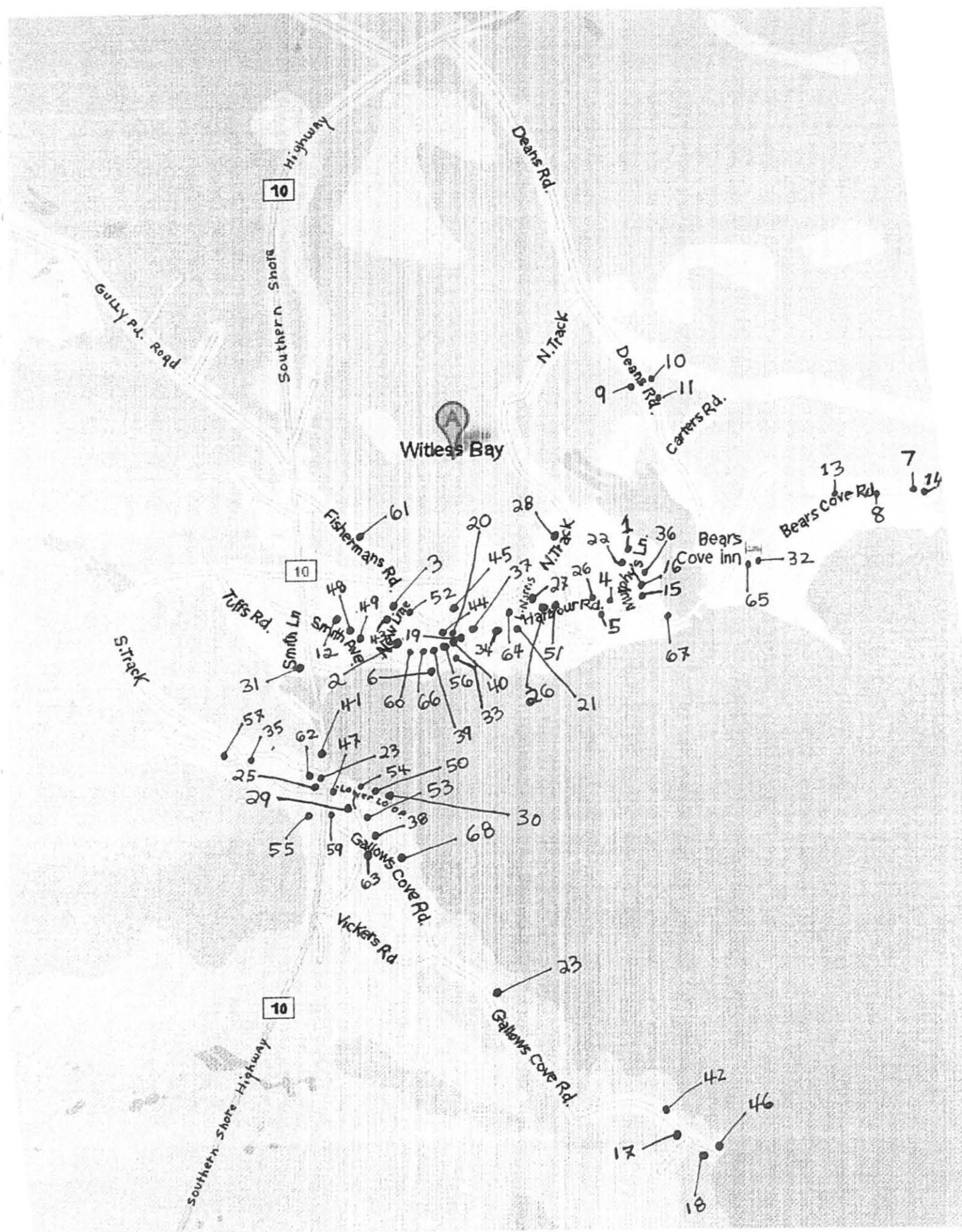
The Inventory is paramount to the preservation of our communities identity with past. In conjunction with the expertise of the Heritage Foundation of NL all available information about the history of those structures was compiled with emphasis on the documentation of past changes made to the existing structure.

The guidelines provided by the Heritage Foundation of NL were followed, which included documentation of house style, roofing and construction methods, foundation materials and window and door types and finishes. Each structure was measured and the Four Facades were photographed, whenever possible. The resultant inventory illustrates the various styles of vernacular Architecture that reflect different eras of our social history.

Witless Bay

The first detailed map of our community dates back to the 1689 edition of "The English Pilot" (Forth Book), which shows the shoreline on the Northside of Witless Bay, where the planters had first settled and location of the Admirals stage for that year.

The population of Witless Bay in 1675 was 34 permanent settlers with population increasing to 300 in the summer months. The first settlers were predominantly english until the mid-1700's when Irish immigration soon accounted for the majority of the population. Witless Bay depended on the Fishery for its livelihood up to the mid-20century. Today Witless Bay has a population of around 1200 and is the center for crab processing on the Southern Shore of the Avalon Peninsula. It has evolved into a modern community with many roots leading back to our colonial past that must be preserved for generations to come.



WITLESS BAY HERITAGE INVENTORY

Newfoundland and Labrador Architectural Inventory - General Architecture Page

Date Recorded: **Feb. 20/11**

Recorded By: **Barry Norris**

Building Name: **Norris House**

Address: **41-49 Lane, Witless Bay**

Postal Code: **A0A 4K0**

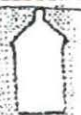
Lat/Long (decimal degrees): **N. 47 17.016' W 60**

Property Width (m): **8.10m**

Property Depth (m): **48.922'**

BUILDING TYPE:

SINGLE DETACHED



DUPLEX RELATED



DUPLEX UNRELATED



ROW RELATED



ROW UNRELATED




7.50m
OTHER

ROOF TYPE:

STEEP GABLE



DOUBLE FRONT PEAK



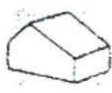
SINGLE FRONT PEAK



MANSARD



SALTBOX



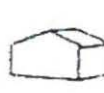
SADDLE HP



HIP



LOW PITCH



MID PITCH



FLAT



OTHER

ROOFING MATERIAL:

(A) WOOD SHINGLE

(B) FELT

(C) ASPHALT

(D) SLATE

(E) OTHER

DORMER POSITION:

FLUSH WITH EAVE LINE



CUT THROUGH EAVE LINE



ABOVE EAVE LINE



NONE

OTHER

DORMER TYPE:

PEAK



HP



GAMBREL



SHED



BAY



EYEBROW



SEMICIRCULAR



5 SIDED BAY



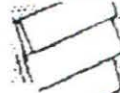
OTHER

EXTERIOR SHEATHING:

NARROW CLAPBOARD



WIDE WOOD CLAPBOARD



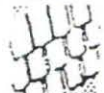
BOARD & BATTEN



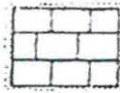
WOOD SHIPLAP



WOOD SHINGLE




CUT STONE ASHLAR



FIELD STONE



BRICK



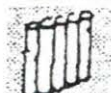
VINYL



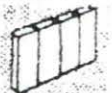
OTHER

TYPE OF CONSTRUCTION:

VERTICAL LOG FULL STUDDED



VERTICAL PLANK



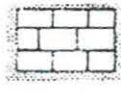
MORTISE & TENON



NAILED TIMBER FRAME



STONE



BRICK



CONCRETE



UNDETERMINED



OTHER

FOUNDATION TYPE:

(A) ABOVE GROUND

(B) BELOW GROUND

(C) UNDETERMINED

FOUNDATION MATERIAL:

STONE WALL



STONE PILE



STONE W/WOOD



WOOD POST



HEWN LOG



CONCRETE



CONCRETE AND STONE

OTHER

STOREYS:

1

(1.5)

2

2.5

3

3.5

4 OR MORE IRREGULAR

OTHER



PLAN:

SQUARE

RECT. LONG

RECT. SHORT FACADE

L

U

T

H

CIRCLE

POLYGON

IRREGULAR

OTHER



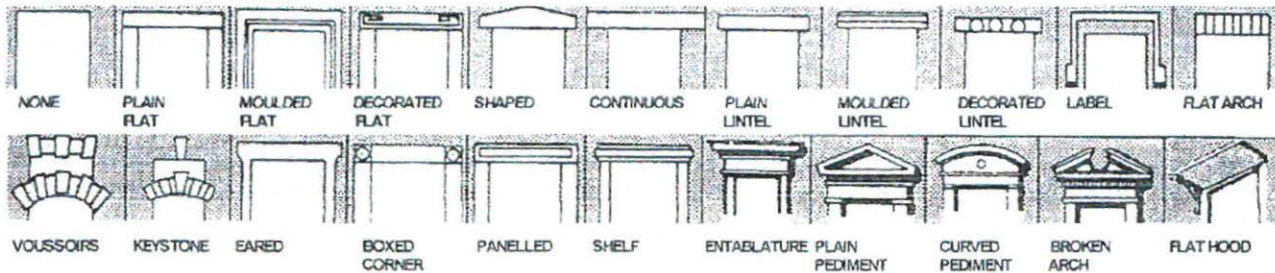
WITLESS BAY HERITAGE INVENTORY

Newfoundland and Labrador Architectural Inventory - Architectural Details Page

Main door shape: Rectangle

Main door material: 1 - solid wood 2 - wood plank 3 - wood panel 4 - wood w/glass
5 - modern metal 6 - metal w/glass 7 - glass 8 - other

Door Trim/Decoration:



Main entrance

Location: 1 - front facade 2 - rear facade 3 - left gable end 4 - right gable end 5 - other

Stairs: 1 - straight front 2 - straight side 3 - double 4 - none

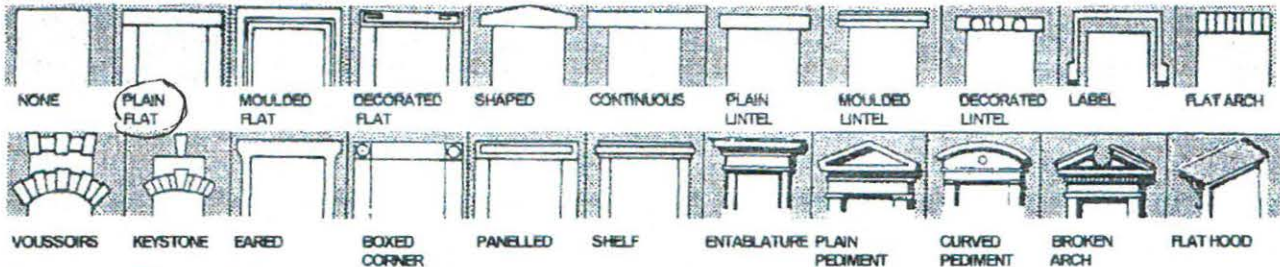
Porch type: 1 - stoop 2 - covered/open 3 - part enclosed 4 - enclosed
5 - recessed 6 - none

Typical Window shape: Rectangle

Typical type: 1 - single hung 2 - double hung 3 - casement 4 - vertical slider
5 - horizontal slider 6 - fixed 7 - undetermined 8 - other

Typical Panes: 1/1 2/2 3/6 2/4 6/6 picture other

Window Trim/Decoration:



Roof and Eaves Trim:




Alterations (note any visible alterations to the structure)

- Built c. 1870-1880
- Kitchen extension built c. 1917-1918

Other unusual or notable finishes or details:

- Previous owner – Nicholas Norris
- Died in 1902





WITLESS BAY HERITAGE INVENTORY

Newfoundland and Labrador Architectural Inventory - General Architecture Page

01

Date Recorded: **Feb. 22/11**

Recorded By:

Barry Norris

Building Name: **Dave Tobin House**

Address:

New Line, Witless Bay

Postal Code: **A0A 4K0**

Lat/Long (decimal degrees):

N. 47 16.842' W 052 49.658'

Property Width (m):

Property Depth (m):

8 m

BUILDING TYPE: **7 m**

SINGLE DETACHED

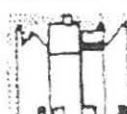
DUPLEX RELATED

DUPLEX UNRELATED

ROW RELATED

ROW UNRELATED

OTHER



ROOF TYPE:
STEEP
GABLE

DOUBLE FRONT
PEAK

SINGLE
FRONT PEAK

MANSARD

SALTBOX

SADDLE
HIP

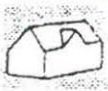
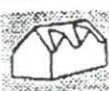
HIP

LOW PITCH

MID PITCH

FLAT

OTHER



ROOFING MATERIAL: (A) WOOD SHINGLE (B) FELT (C) **ASPHALT** (D) SLATE (E) OTHER

DORMER POSITION:
FLUSH WITH
EAVE LINE

CUT THROUGH
EAVE LINE

ABOVE EAVE LINE

NONE

OTHER



DORMER TYPE:
PEAK

HIP

GAMBREL

SHED

BAY

EYEBROW

SEMICIRCULAR

5 SIDED BAY

OTHER



EXTERIOR SHEATHING:

**NARROW
CLAPBOARD**

WIDE WOOD
CLAPBOARD

BOARD &
BATTEN

WOOD
SHIPLAP

WOOD
SHINGLE

CUT STONE
ASHLAR

FIELD STONE

BRICK

VINYL

OTHER



TYPE OF CONSTRUCTION:

VERTICAL LOG
FULL STUDDED

VERTICAL
PLANK

MORTISE &
TENON

**NAILED TIMBER
FRAME**


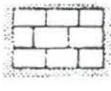
STONE

BRICK

CONCRETE

UNDETERMINED

OTHER



FOUNDATION TYPE: (A) ABOVE GROUND (B) BELOW GROUND (C) **UNDETERMINED**

FOUNDATION MATERIAL:

STONE WALL

STONE PILE

STONE W/ WOOD

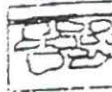
WOOD POST

HEWN LOG

CONCRETE

CONCRETE
AND STONE

OTHER



STOREYS: 1 **1.5** 2 2.5 3 3.5 4 OR MORE IRREGULAR OTHER



PLAN: SQUARE **RECT.
LONG F.** RECT. SHORT FACADE L U T H CIRCLE POLYGON IRREGULAR OTHER



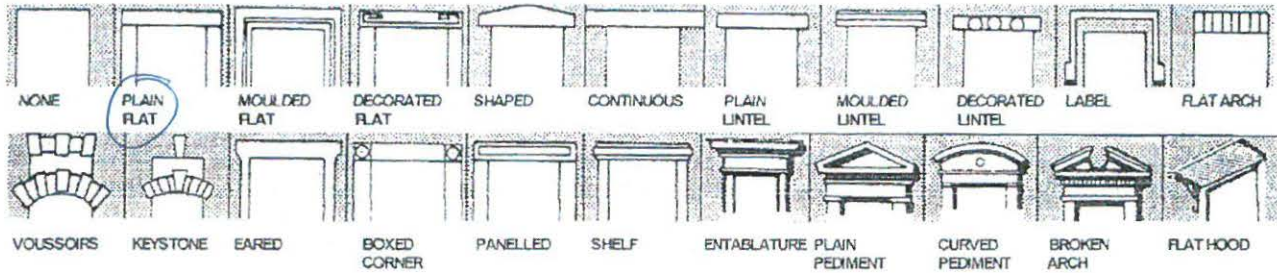
WITLESS BAY HERITAGE INVENTORY

Newfoundland and Labrador Architectural Inventory - Architectural Details Page

Main door shape: **Rectangle**

Main door material: 1 - solid wood 2 - wood plank 3 - wood panel 4 - wood w/glass
5 - modern metal 6 - metal w/glass 7 - glass 8 - other

Door Trim/Decoration:



Main entrance

Location: 1 - front facade 2 - rear facade 3 - left gable end 4 - right gable end (circled) 5 - other

Stairs: 1 - straight front 2 - straight side 3 - double 4 - none (circled)

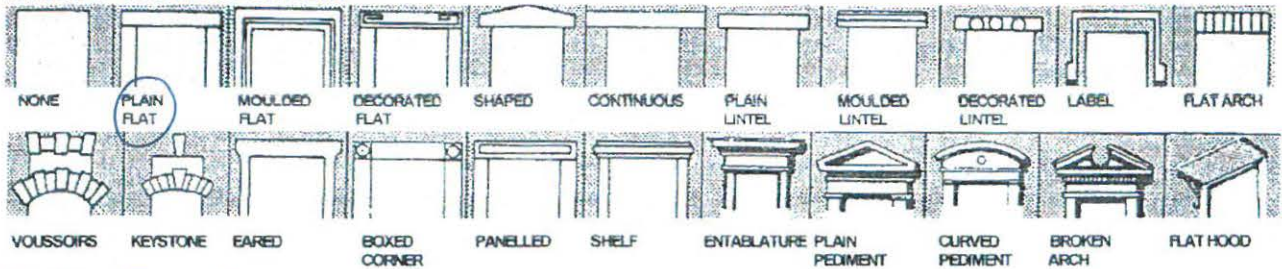
Porch type: 1 - stoop 2 - covered/open 3 - part enclosed 4 - enclosed (circled)
5 - recessed 6 - none

Typical Window shape: **Rectangle**

Typical type: 1 - single hung (circled) 2 - double hung 3 - casement 4 - vertical slider
5 - horizontal slider 6 - fixed 7 - undetermined 8 - other

Typical Panes: 1/1 2/2 (circled) 3/6 2/4 6/6 picture other

Window Trim/Decoration:



Roof and Eaves Trim:



Alterations (note any visible alterations to the structure)


- Windows

Other unusual or notable finishes or details:

- Has Mansard style roof
- Built c. 1890-1910
- Present owner-Joan Marie Gatherall



002 front



002 right gable end



002 back



002 left gable end

WITLESS BAY HERITAGE INVENTORY

01

Newfoundland and Labrador Architectural Inventory - General Architecture Page

Date Recorded: **Feb. 22/11**

Recorded By:

Barry Norris

Building Name: **Vonnie Power House**

Address:

New Line, Witless Bay

Postal Code: **A0A 4K0**

Lat/Long (decimal degrees):








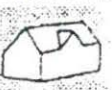

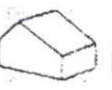

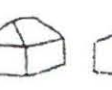

















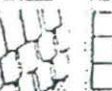






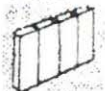


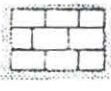










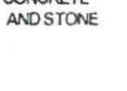





















N. 47 16.879' W 052 49.641'

Property Width (m):

Property Depth (m):

BUILDING TYPE: **11.50m**

6.20m

<input checked="" type="radio"/> SINGLE DETACHED		<input type="radio"/> DUPLEX RELATED	<input type="radio"/> DUPLEX UNRELATED	<input type="radio"/> ROW RELATED	<input type="radio"/> ROW UNRELATED	<input type="radio"/> OTHER					
											
<input checked="" type="radio"/> STEEP GABLE		<input type="radio"/> DOUBLE FRONT PEAK	<input type="radio"/> SINGLE FRONT PEAK	<input type="radio"/> MANSARD	<input type="radio"/> SALTBOX	<input type="radio"/> SADDLE HP	<input type="radio"/> HIP	<input type="radio"/> LOW PITCH	<input type="radio"/> MID PITCH	<input type="radio"/> FLAT	<input type="radio"/> OTHER
											
ROOFING MATERIAL: <input checked="" type="radio"/> (A) WOOD SHINGLE <input type="radio"/> (B) FELT <input type="radio"/> (C) ASPHALT <input type="radio"/> (D) SLATE <input type="radio"/> (E) OTHER											
DORMER POSITION: <input checked="" type="radio"/> FLUSH WITH EAVE LINE <input type="radio"/> CUT THROUGH EAVE LINE <input type="radio"/> ABOVE EAVE LINE <input checked="" type="radio"/> NONE <input type="radio"/> OTHER											
											
<input checked="" type="radio"/> PEAK		<input type="radio"/> HIP	<input type="radio"/> GAMBRREL	<input type="radio"/> SHED	<input type="radio"/> BAY	<input type="radio"/> EYEBROW	<input type="radio"/> SEMICIRCULAR	<input type="radio"/> 5 SIDED BAY	<input type="radio"/> OTHER		
											
EXTERIOR SHEATHING: <input checked="" type="radio"/> NARROW CLAPBOARD <input type="radio"/> WIDE WOOD CLAPBOARD <input type="radio"/> BOARD & BATTEN <input type="radio"/> WOOD SHIPLAP <input type="radio"/> WOOD SHINGLE <input type="radio"/> CUT STONE ASHLAR <input type="radio"/> FIELD STONE <input type="radio"/> BRICK <input type="radio"/> VINYL <input type="radio"/> OTHER											
											
TYPE OF CONSTRUCTION: <input type="radio"/> VERTICAL LOG FULL STUDDED <input type="radio"/> VERTICAL PLANK <input type="radio"/> MORTISE & TENON <input checked="" type="radio"/> NAILED TIMBER FRAME <input type="radio"/> STONE <input type="radio"/> BRICK <input type="radio"/> CONCRETE <input type="radio"/> UNDETERMINED <input type="radio"/> OTHER											
											
FOUNDATION TYPE: <input checked="" type="radio"/> (A) ABOVE GROUND <input type="radio"/> (B) BELOW GROUND <input type="radio"/> (C) UNDETERMINED											
FOUNDATION MATERIAL: <input type="radio"/> STONE WALL <input type="radio"/> STONE PILE <input type="radio"/> STONE W/ WOOD <input type="radio"/> WOOD POST <input type="radio"/> HEWN LOG <input checked="" type="radio"/> CONCRETE <input type="radio"/> CONCRETE AND STONE <input type="radio"/> OTHER											
											
STOREYS: 1 <input checked="" type="radio"/> 1.5 <input type="radio"/> 2 <input type="radio"/> 2.5 <input type="radio"/> 3 <input type="radio"/> 3.5 <input type="radio"/> 4 OR MORE <input type="radio"/> IRREGULAR <input type="radio"/> OTHER											
											
PLAN: <input checked="" type="radio"/> SQUARE <input type="radio"/> RECT. LONG <input type="radio"/> RECT. SHORT <input type="radio"/> L <input type="radio"/> U <input type="radio"/> T <input type="radio"/> H <input type="radio"/> CIRCLE <input type="radio"/> POLYGON <input type="radio"/> IRREGULAR <input type="radio"/> OTHER											
											

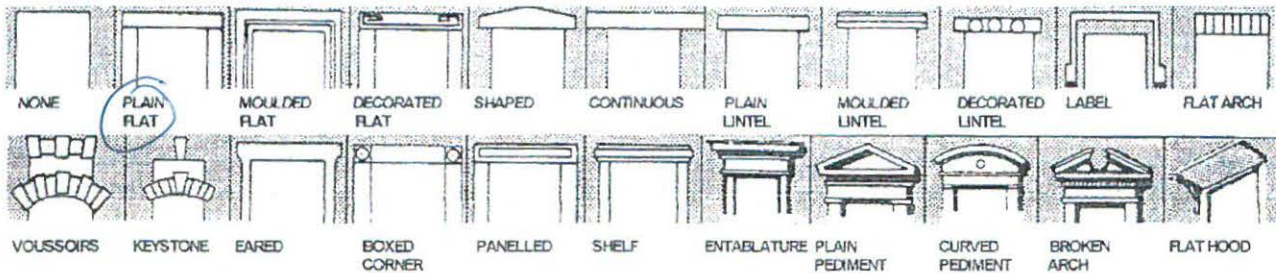
WITLESS BAY HERITAGE INVENTORY

Newfoundland and Labrador Architectural Inventory - Architectural Details Page

Main door shape: **Rectangle**

Main door material: 1 - solid wood 2 - wood plank 3 - wood panel 4 - wood w/glass
5 - modern metal 6 - metal w/glass 7 - glass 8 - other

Door Trim/Decoration:



Main entrance

Location: 1 - front facade (circled) 2 - rear facade 3 - left gable end 4 - right gable end 5 - other

Stairs: 1 - straight front (circled) 2 - straight side 3 - double 4 - none

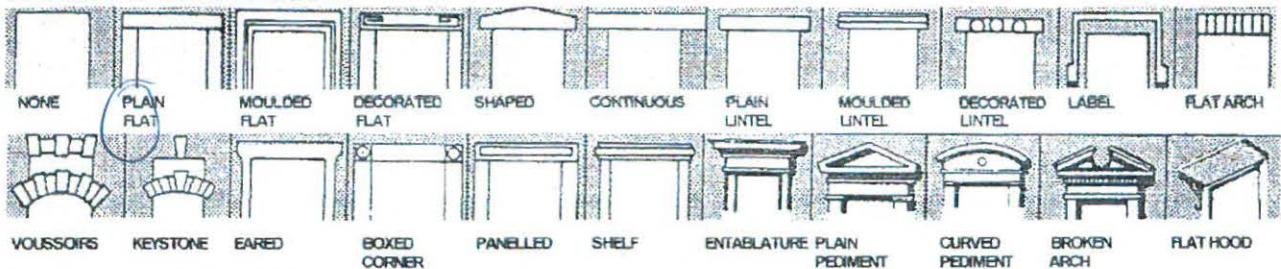
Porch type: 1 - stoop 2 - covered/open 3 - part enclosed 4 - enclosed
5 - recessed 6 - none (circled)

Typical Window shape:

Typical type: 1 - single hung (circled) 2 - double hung 3 - casement (circled) 4 - vertical slider
5 - horizontal slider 6 - fixed 7 - undetermined 8 - other

Typical Panes: 1/1 (circled) 2/2 3/6 2/4 6/6 picture other

Window Trim/Decoration:



Roof and Eaves Trim:



Alterations (note any visible alterations to the structure)

- Sunroom added c. 2008 6.20m x 3.70m


Other unusual or notable finishes or details:

- Two windows in front façade have one large centre pane two small single hung, one on each side of center
- One on each side of main entrance
- Built 1880-1900
- Present Owners – John Royale/Marjorie McDermot





003 back



003 right gable
end

WITLESS BAY HERITAGE INVENTORY

Newfoundland and Labrador Architectural Inventory - General Architecture Page

Date Recorded: **Feb. 22/11**

Recorded By:

Barry Norris

Building Name: **The Tolt (Willie Norris) House**

Address:

Harbour Road, Witless Bay

Postal Code:

A0A 4K0

Lat/Long (decimal degrees):

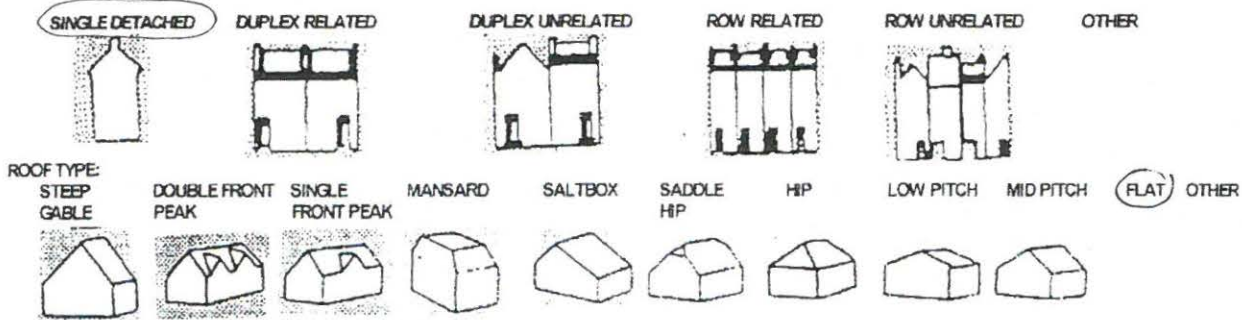
N. 47 16.889' W 052 49.068'

Property Width (m):

Property Depth (m):

BUILDING TYPE: **8.40m**

7.45m



ROOFING MATERIAL: (A) WOOD SHINGLE (B) FELT (C) ASPHALT (D) SLATE (E) OTHER

DORMER POSITION:
FLUSH WITH
EAVE LINE

CUT THROUGH
EAVE LINE

ABOVE EAVE LINE

NONE

OTHER

DORMER TYPE:
PEAK

HP

GAMBREL

SHED

BAY

EYEBROW

SEMICIRCULAR

5 SIDED BAY

OTHER

EXTERIOR SHEATHING:

NARROW CLAPBOARD

WIDE WOOD CLAPBOARD

BOARD & BATTEN

WOOD SHIPLAP

WOOD SHINGLE

CUT STONE ASHLAR

FIELD STONE

BRICK

VINYL

OTHER

TYPE OF CONSTRUCTION:

VERTICAL LOG
FULL STUDDED

VERTICAL PLANK

MORTISE & TENON

NAILED TIMBER FRAME

STONE

BRICK

CONCRETE

UNDETERMINED

OTHER

FOUNDATION TYPE: (A) ABOVE GROUND (B) BELOW GROUND (C) UNDETERMINED

FOUNDATION MATERIAL:

STONE WALL

STONE PILE

STONE W/ WOOD

WOOD POST

HEWN LOG

CONCRETE

CONCRETE AND STONE

OTHER

STOREYS: 1 1.5 **2** 2.5 3 3.5 4 OR MORE IRREGULAR OTHER

PLAN: SQUARE/RECT. RECT. L U T H CIRCLE POLYGON IRREGULAR OTHER



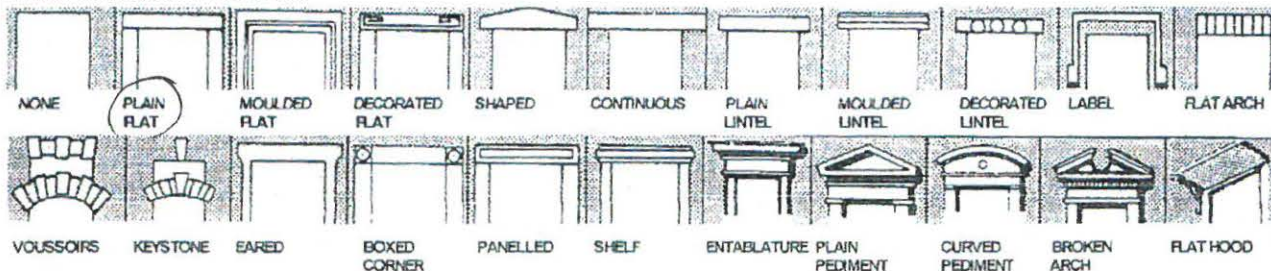
WITLESS BAY HERITAGE INVENTORY

Newfoundland and Labrador Architectural Inventory - Architectural Details Page

Main door shape: Rectangle

Main door material: 1 - solid wood 2 - wood plank 3 - wood panel 4 - wood w/glass
5 - modern metal 6 - metal w/glass 7 - glass 8 - other

Door Trim/Decoration:



Main entrance

Location: 1 - front facade 2 - rear facade (circled) 3 - left gable end 4 - right gable end 5 - other

Stairs: 1 - straight front (circled) 2 - straight side 3 - double 4 - none

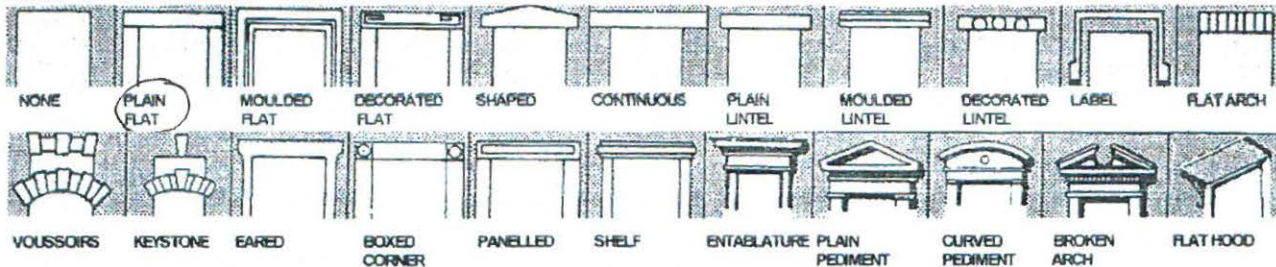
Porch type: 1 - stoop 2 - covered/open 3 - part enclosed 4 - enclosed (circled) 5 - recessed 6 - none

Typical Window shape: rectangle

Typical type: 1 - single hung (circled) 2 - double hung 3 - casement 4 - vertical slider
5 - horizontal slider 6 - fixed 7 - undetermined 8 - other

Typical Panes: 1/1 2/2 (circled) 3/6 2/4 6/6 picture other

Window Trim/Decoration:



Roof and Eaves Trim:



Alterations (note any visible alterations to the structure)

- Deck added in 2009, with roof overhang.

Other unusual or notable finishes or details:

- Built by Michael Norris Sr. c. 1920 ;
- Used to have eave brackets;
- Not painted until 2008;
- Present owner – Joan Marie Gatherall (bought from William Norris)



004 left gable
end



004 back



WITLESS BAY HERITAGE INVENTORY

Newfoundland and Labrador Architectural Inventory - General Architecture Page

Date Recorded: Feb. 22/11

Recorded By:

Barry Norris

Building Name: Jack Vickers House

Address:

Harbour Road, Witless Bay

Postal Code: A0A 4K0

Lat/Long (decimal degrees):

N. 47 16.877' W 052 49.101'

Property Width (m):

Property Depth (m):

BUILDING TYPE 13.60 (inc addition)

7.50m

BUILDING TYPE: SINGLE DETACHED (circled), DUPLEX RELATED, DUPLEX UNRELATED, ROW RELATED, ROW UNRELATED, OTHER

ROOF TYPE: STEEP GABLE, DOUBLE FRONT PEAK, SINGLE FRONT PEAK, MANSARD, SALTBOX, SADDLE HIP, HIP, LOW PITCH (circled), MID PITCH, FLAT, OTHER

ROOFING MATERIAL: (A) WOOD SHINGLE (B) FELT (C) ASPHALT (D) SLATE (E) OTHER

DORMER POSITION: FLUSH WITH EAVE LINE

CUT THROUGH EAVE LINE

ABOVE EAVE LINE

NONE (circled)

OTHER

DORMER TYPE: PEAK, HIP, GAMBREL, SHED, BAY, EYEBROW, SEMICIRCULAR, 5 SIDED BAY, OTHER

EXTERIOR SHEATHING:

NARROW CLAPBOARD

WIDE WOOD CLAPBOARD

BOARD & BATTEN

WOOD SHIPLAP

WOOD SHINGLE

CUT STONE ASHLAR

FIELD STONE

BRICK

VINYL (circled)

OTHER

TYPE OF CONSTRUCTION: VERTICAL LOG FULL STUDDED, VERTICAL PLANK

MORTISE & TENON

NAILED TIMBER FRAME (circled)

STONE

BRICK

CONCRETE

UNDETERMINED

OTHER

FOUNDATION TYPE:

(A) ABOVE GROUND (B) BELOW GROUND (C) UNDETERMINED

FOUNDATION MATERIAL:

STONE WALL

STONE PILE

STONE W/ WOOD

WOOD POST

HEWN LOG

CONCRETE (circled)

CONCRETE AND STONE

OTHER

STOREYS: 1, 1.5, 2 (circled), 2.5, 3, 3.5, 4 OR MORE, IRREGULAR, OTHER

PLAN: SQUARE, RECT. LONG F. (circled), RECT. SHORT FACADE, L, U, T, H, CIRCLE, POLYGON, IRREGULAR, OTHER



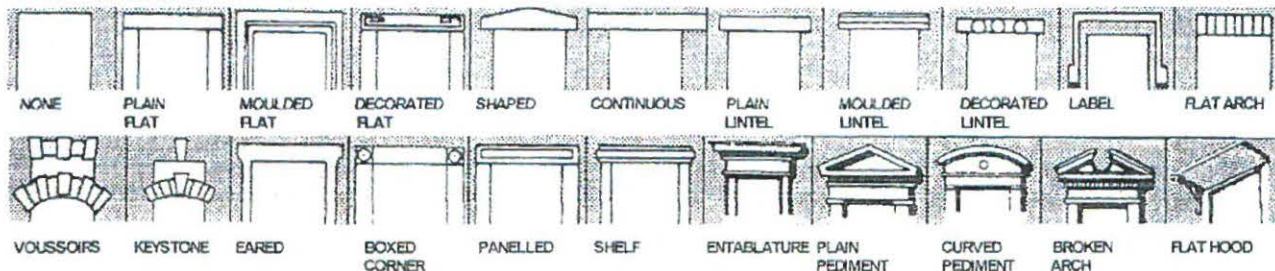
WITLESS BAY HERITAGE INVENTORY

Newfoundland and Labrador Architectural Inventory - Architectural Details Page

Main door shape: **Rectangle**

Main door material: 1 - solid wood 2 - wood plank 3 - wood panel 4 - wood w/glass
5 - modern metal 6 - metal w/glass 7 - glass 8 - other

Door Trim/Decoration:



Main entrance

Location: 1 - front facade 2 - rear facade 3 - left gable end 4 - right gable end 5 - other

Stairs: 1 - straight front 2 - straight side 3 - double 4 - none

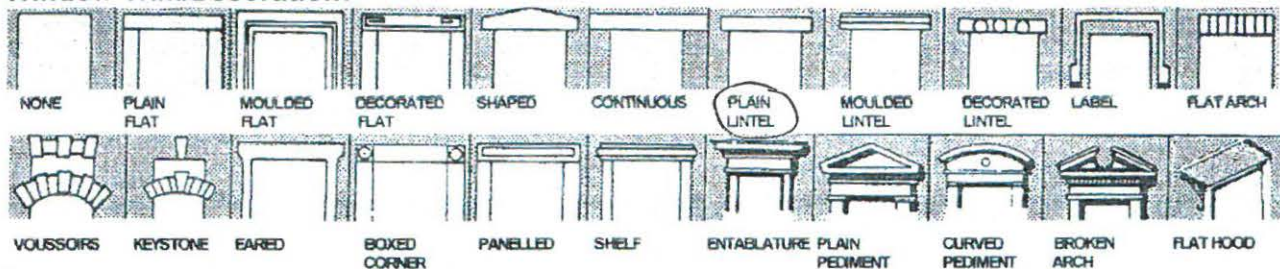
Porch type: 1 - stoop 2 - covered/open 3 - part enclosed 4 - enclosed
5 - recessed 6 - none

Typical Window shape: **rectangle**

Typical type: 1 - single hung 2 - double hung 3 - casement 4 - vertical slider
5 - horizontal slider 6 - fixed 7 - undetermined 8 - other

Typical Panes: 1/1 (2/2) 3/6 2/4 6/6 picture other

Window Trim/Decoration:



Roof and Eaves Trim:



Alterations (note any visible alterations to the structure)

- Shop built on in the 1920's

Other unusual or notable finishes or details:

- Built by Thomas Cotton (lived next door);
- A local store for c. 60 years 1920's-1980's);
- House built mid 1910's, by Jack Vickers;
- Built on addition used as a shop until 1980's.





005 back



005 right gable
end

WITLESS BAY HERITAGE INVENTORY

Newfoundland and Labrador Architectural Inventory - General Architecture Page

Date Recorded: **Feb. 23/11**

Recorded By:

Barry Norris

Building Name: **Bill Tobin House**

Address:

60 Harbour Road, Witless Bay

Postal Code: **A0A 4K0**

Lat/Long (decimal degrees):

N. 47 16.768' W 052 49.549'

Property Width (m):

Property Depth (m):

BUILDING TYPE: **8.10m**

6.85m

BUILDING TYPE: **8.10m** **6.85m**

SINGLE DETACHED **DUPLEX RELATED** **DUPLEX UNRELATED** **ROW RELATED** **ROW UNRELATED** **OTHER**

ROOF TYPE: **STEEP GABLE** **DOUBLE FRONT PEAK** **SINGLE FRONT PEAK** **MANSARD** **SALTBOX** **SADDLE HIP** **HIP** **LOW PITCH** **MID PITCH** **FLAT** **OTHER**

ROOFING MATERIAL: (A) WOOD SHINGLE (B) FELT (C) ASPHALT (D) SLATE (E) OTHER

DORMER POSITION: FLUSH WITH EAVE LINE

CUT THROUGH EAVE LINE

ABOVE EAVE LINE

NONE

OTHER

DORMER TYPE: PEAK

HIP

GAMBREL

SHED

BAY

EYEBROW

SEMICIRCULAR

5 SIDED BAY

OTHER

EXTERIOR SHEATHING:

NARROW CLAPBOARD

WIDE WOOD CLAPBOARD

BOARD & BATTEN

WOOD SHIPLAP

WOOD SHINGLE

CUT STONE ASHLAR

FIELD STONE

BRICK

VINYL

OTHER

TYPE OF CONSTRUCTION:

VERTICAL LOG FULL STUDDED

VERTICAL PLANK

MORTISE & TENON

NAILED TIMBER FRAME

STONE

BRICK

CONCRETE

UNDETERMINED

OTHER

FOUNDATION TYPE: (A) ABOVE GROUND (B) BELOW GROUND (C) UNDETERMINED

FOUNDATION MATERIAL:

STONE WALL

STONE PILE

STONE W/ WOOD

WOOD POST

HEWN LOG

CONCRETE

CONCRETE AND STONE

OTHER

STOREYS: 1 1.5 2 2.5 3 3.5 4 OR MORE IRREGULAR OTHER

PLAN: SQUARE RECT. LONG F. RECT. SHORT FACADE L U T H CIRCLE POLYGON IRREGULAR OTHER

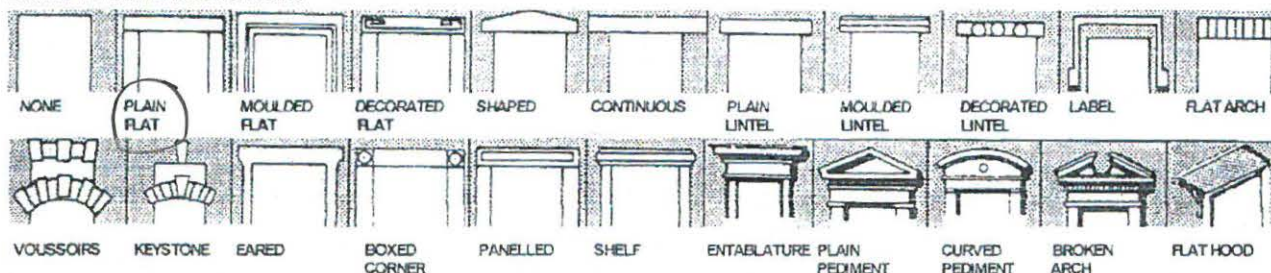
WITLESS BAY HERITAGE INVENTORY

Newfoundland and Labrador Architectural Inventory - Architectural Details Page

Main door shape: **Rectangle**

Main door material: 1 - solid wood 2 - wood plank 3 - wood panel 4 - wood w/glass
5 - modern metal 6 - metal w/glass 7 - glass 8 - other

Door Trim/Decoration:



Main entrance

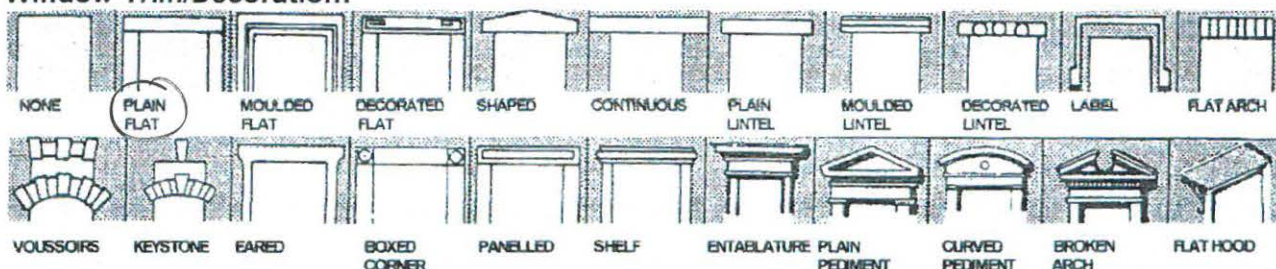
Location: 1 - front facade 2 - rear facade 3 - left gable end 4 - right gable end 5 - other
Stairs: 1 - straight front 2 - straight side 3 - double 4 - none
Porch type: 1 - stoop 2 - covered/open 3 - part enclosed 4 - enclosed
5 - recessed 6 - none

Typical Window shape: **Rectangle**

Typical type: 1 - single hung 2 - double hung 3 - casement 4 - vertical slider
5 - horizontal slider 6 - fixed 7 - undetermined 8 - other

Typical Panes: 1/1 2/2 3/6 2/4 6/6 picture other

Window Trim/Decoration:



Roof and Eaves Trim:



Alterations (note any visible alterations to the structure)

- None other than an enlarge porch on rear façade
- Built c. 1890-1910

Other unusual or notable finishes or details:

- It has bay windows on front façade, first and second storeys. Over/above
- Underneath top bay window and between lower window there is scallop decoration in wooden shingles.



006 front



006 left gable
end



WITLESS BAY HERITAGE INVENTORY

Newfoundland and Labrador Architectural Inventory - General Architecture Page

0

Date Recorded: Feb. 23/11

Recorded By:

Barry Norris

Building Name: Wayne Carter House

Address:

Bear's Cove Road, Witless Bay

Postal Code: A0A 4K0

Lat/Long (decimal degrees):





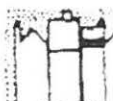


























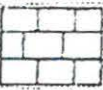








































N. 47 17.103' W 052 48.167'

Property Width (m):

Property Depth (m):

BUILDING TYPE: 8.55m

6.88m

<input checked="" type="radio"/> SINGLE DETACHED		<input type="radio"/> DUPLEX RELATED	<input type="radio"/> DUPLEX UNRELATED	<input type="radio"/> ROW RELATED	<input type="radio"/> ROW UNRELATED	<input type="radio"/> OTHER						
												
ROOF TYPE:		DOUBLE FRONT PEAK	SINGLE FRONT PEAK	MANSARD	SALTBOX	SADDLE HIP	HIP	<input checked="" type="radio"/> LOW PITCH	MID PITCH	FLAT	OTHER	
												
ROOFING MATERIAL:		(A) WOOD SHINGLE	(B) FELT	<input checked="" type="radio"/> (C) ASPHALT	(D) SLATE	(E) OTHER						
DORMER POSITION:		FLUSH WITH EAVE LINE		CUT THROUGH EAVE LINE		ABOVE EAVE LINE		<input checked="" type="radio"/> NONE	OTHER			
												
DORMER TYPE:		PEAK	HIP	GAMBREL	SHED	BAY	EYEBROW	SEMICIRCULAR	5 SIDED BAY	OTHER		
												
EXTERIOR SHEATHING:		NARROW CLAPBOARD	WIDE WOOD CLAPBOARD	BOARD & BATTEN	WOOD SHIPLAP	WOOD SHINGLE	CUT STONE ASHLAR	FIELD STONE	BRICK	<input checked="" type="radio"/> VINYL	OTHER	
												
TYPE OF CONSTRUCTION:		VERTICAL LOG FULL STUDDED	VERTICAL PLANK	MORTISE & TENON	<input checked="" type="radio"/> NAILED TIMBER FRAME	STONE	BRICK	CONCRETE	UNDETERMINED	OTHER		
												
FOUNDATION TYPE:		<input checked="" type="radio"/> (A) ABOVE GROUND		<input type="radio"/> (B) BELOW GROUND		<input type="radio"/> (C) UNDETERMINED						
FOUNDATION MATERIAL:		STONE WALL	STONE PILE	STONE W/WOOD	WOOD POST	HEWN LOG	<input checked="" type="radio"/> CONCRETE	CONCRETE AND STONE	OTHER			
												
STOREYS:		1	1.5	<input checked="" type="radio"/> 2	2.5	3	3.5	4 OR MORE	IRREGULAR	OTHER		
												
PLAN:		SQUARE	<input checked="" type="radio"/> RECT. LONG F.	RECT. SHORT FACADE	L	U	T	H	CIRCLE	POLYGON	IRREGULAR	OTHER
												

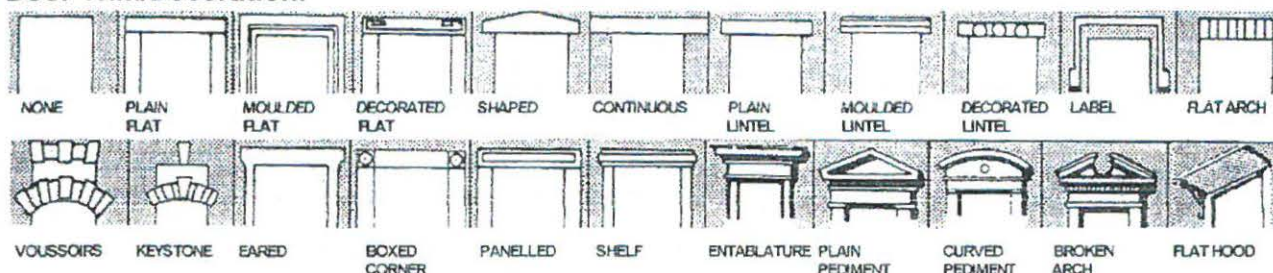
WITLESS BAY HERITAGE INVENTORY

Newfoundland and Labrador Architectural Inventory - Architectural Details Page

Main door shape: Rectangle

Main door material: 1 - solid wood 2 - wood plank 3 - wood panel 4 - wood w/glass
5 - modern metal 6 - metal w/glass 7 - glass 8 - other

Door Trim/Decoration:



Main entrance

Location: 1 - front facade 2 - rear facade 3 - left gable end 4 - right gable end 5 - other

Stairs: 1 - straight front 2 - straight side 3 - double 4 - none

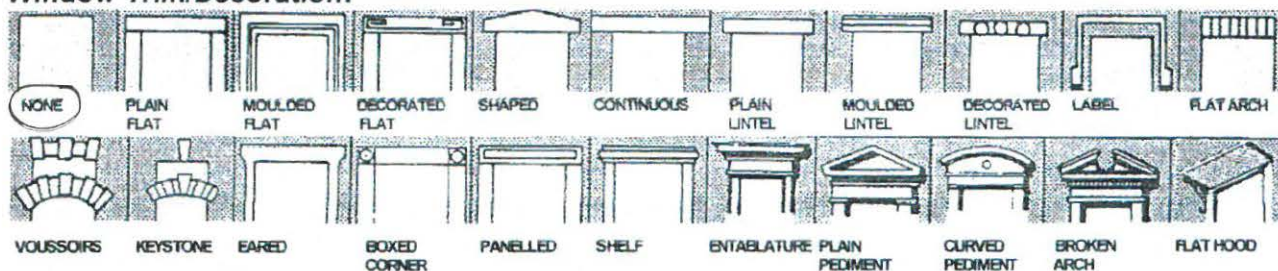
Porch type: 1 - stoop 2 - covered/open 3 - part enclosed 4 - enclosed
5 - recessed 6 - none

Typical Window shape: Rectangle

Typical type: 1 - single hung 2 - double hung 3 - casement 4 - vertical slider
5 - horizontal slider 6 - fixed 7 - undetermined 8 - other

Typical Panes: 1/1 2/2 3/6 2/4 6/6 picture other

Window Trim/Decoration:



Roof and Eaves Trim:



Alterations (note any visible alterations to the structure)

None

Built 1890-1920

Other unusual or notable finishes or details:

None





WITLESS BAY HERITAGE INVENTORY

Newfoundland and Labrador Architectural Inventory - General Architecture Page

01

Date Recorded: **Feb. 23/11**

Recorded By:

Barry Norris

Building Name: **Murphy House**

Address:

Bear's Cove Road, Witless Bay

Postal Code: **A0A 4K0**

Lat/Long (decimal degrees):

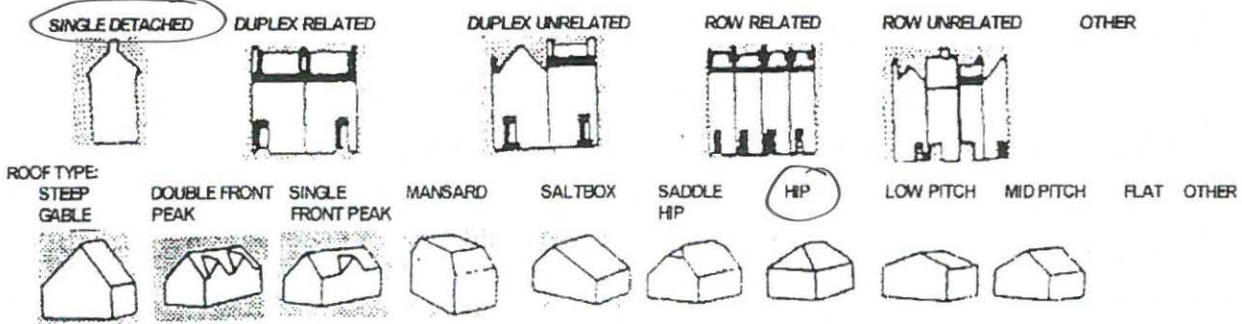
N. 47 17.097' W 052 48.297'

Property Width (m):

Property Depth (m):

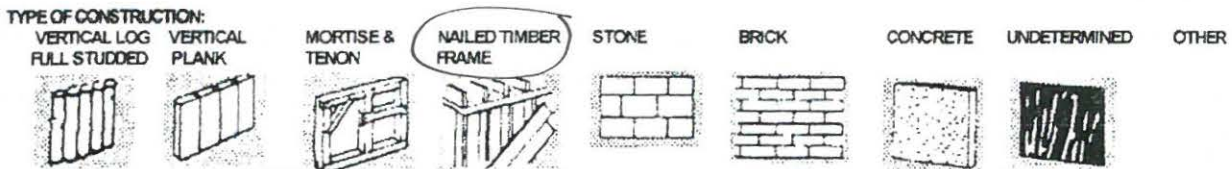
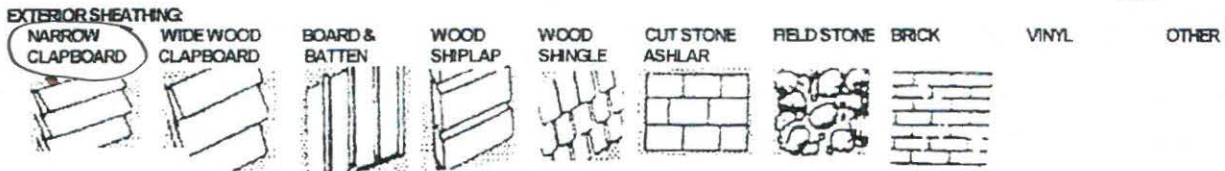
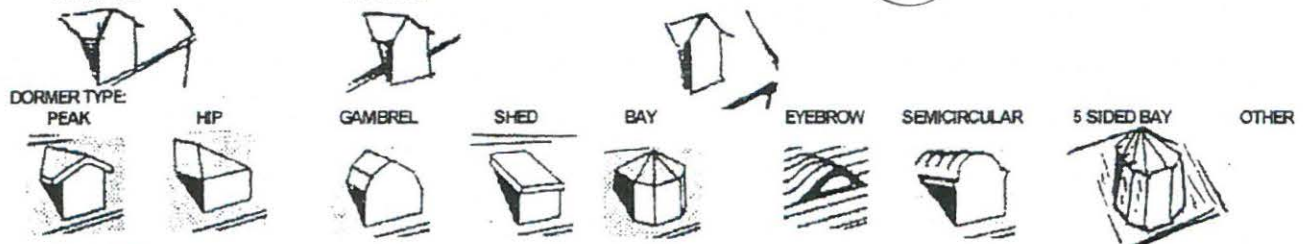
BUILDING TYPE: **8.20m**

7.37




ROOFING MATERIAL: (A) WOOD SHINGLE (B) FELT (C) ASPHALT (D) SLATE (E) OTHER

DORMER POSITION: FLUSH WITH EAVE LINE CUT THROUGH EAVE LINE ABOVE EAVE LINE NONE OTHER



FOUNDATION TYPE: (A) ABOVE GROUND (B) BELOW GROUND (C) UNDETERMINED



STOREYS: 1 1.5 2 2.5 3 3.5 4 OR MORE IRREGULAR OTHER



PLAN: SQUARE RECT. RECT. L U T H CIRCLE POLYGON IRREGULAR OTHER



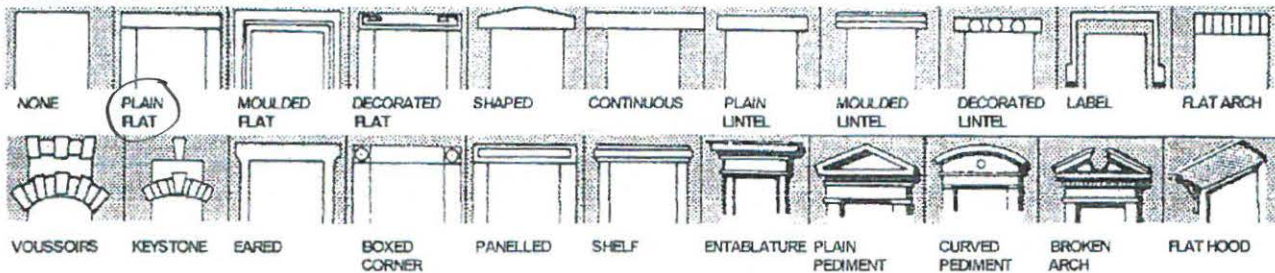
WITLESS BAY HERITAGE INVENTORY

Newfoundland and Labrador Architectural Inventory - Architectural Details Page

Main door shape: Rectangle

Main door material: 1 - solid wood 2 - wood plank 3 - wood panel 4 - wood w/glass
5 - modern metal 6 - metal w/glass 7 - glass 8 - other

Door Trim/Decoration:



Main entrance

Location: 1 - front facade 2 - rear facade 3 - left gable end 4 - right gable end 5 - other

Stairs: 1 - straight front 2 - straight side 3 - double 4 - none

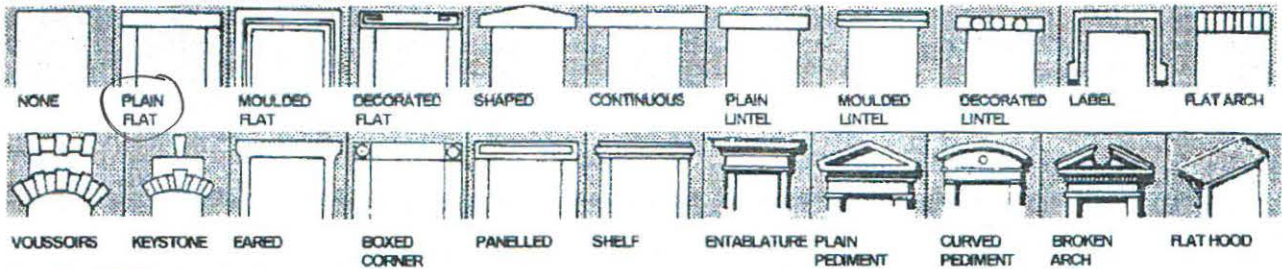
Porch type: 1 - stoop 2 - covered/open 3 - part enclosed 4 - enclosed 5 - recessed 6 - none

Typical Window shape: Rectangle

Typical type: 1 - single hung 2 - double hung 3 - casement 4 - vertical slider
5 - horizontal slider 6 - fixed 7 - undetermined 8 - other

Typical Panes: 1/1 2/2 3/6 2/4 6/6 picture other

Window Trim/Decoration:



Roof and Eaves Trim:



Alterations (note any visible alterations to the structure)

None

Built 1890-1920


Other unusual or notable finishes or details:



008 front



008 left gable end



WITLESS BAY HERITAGE INVENTORY

Newfoundland and Labrador Architectural Inventory - General Architecture Page

Date Recorded: **Feb. 23/11**

Recorded By:

Barry Norris

Building Name: **Elaine Vickers House**

Address:

Dean's Road, Witless Bay

Postal Code: **A0A 4K0**

Lat/Long (decimal degrees):

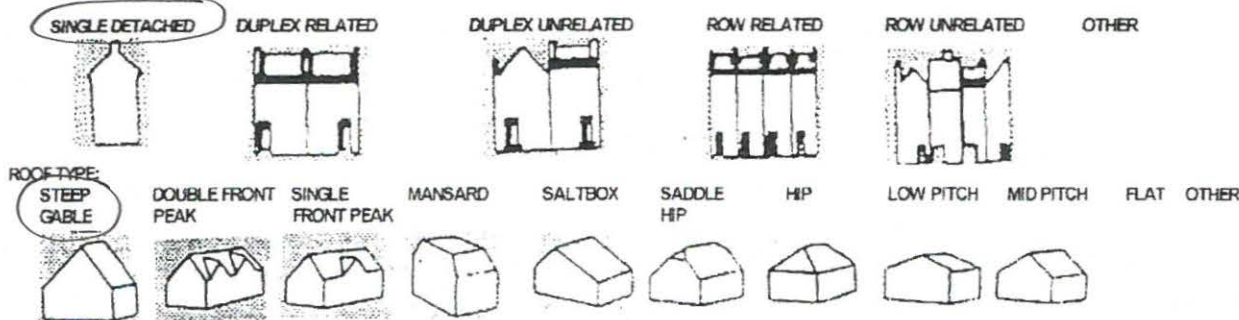
N. 47 17.124' W 052 48.768'

Property Width (m):

Property Depth (m):

BUILDING TYPE: **7.77m**

6.25



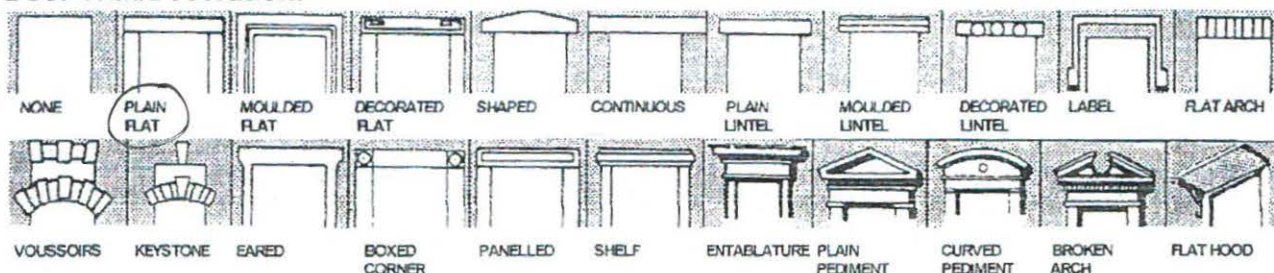
WITLESS BAY HERITAGE INVENTORY

Newfoundland and Labrador Architectural Inventory - Architectural Details Page

Main door shape: **Rectangle**

Main door material: 1 - solid wood 2 - wood plank 3 - wood panel 4 - wood w/glass
5 - modern metal 6 - metal w/glass 7 - glass 8 - other

Door Trim/Decoration:



Main entrance

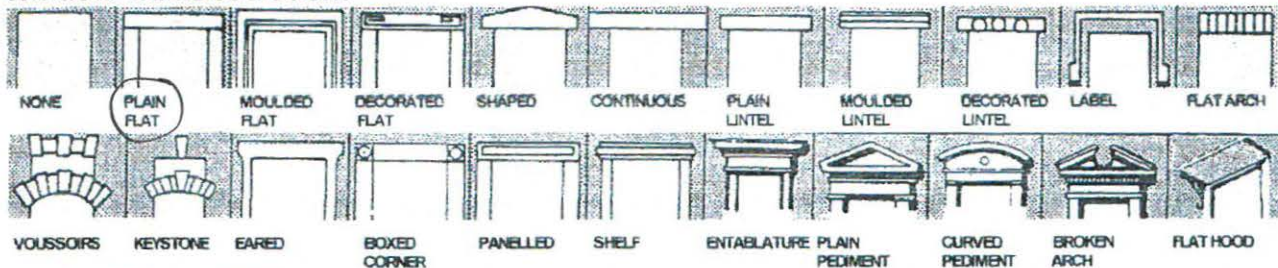
Location: 1 - front facade 2 - rear facade 3 - left gable end 4 - right gable end (circled) 5 - other
Stairs: 1 - straight front 2 - straight side 3 - double 4 - none (circled)
Porch type: 1 - stoop 2 - covered/open 3 - part enclosed 4 - enclosed (circled)
5 - recessed 6 - none

Typical Window shape: **rectangle**

Typical type: 1 - single hung (circled) 2 - double hung 3 - casement 4 - vertical slider
5 - horizontal slider 6 - fixed 7 - undetermined 8 - other

Typical Panes: 1/1 (circled) 2/2 3/6 2/4 6/6 picture other

Window Trim/Decoration:



Roof and Eaves Trim:



Alterations (note any visible alterations to the structure)

- Porch on right gable end.
- Built 1870's-1890

Other unusual or notable finishes or details:



009 right gable
end



009 back



WITLESS BAY HERITAGE INVENTORY

Newfoundland and Labrador Architectural Inventory - General Architecture Page

Date Recorded: **Feb. 23/11**

Recorded By:

Barry Norris

Building Name: **Herman Vickers House**

Address:

Dean's Road, Witless Bay

Postal Code: **A0A 4K0**

Lat/Long (decimal degrees):

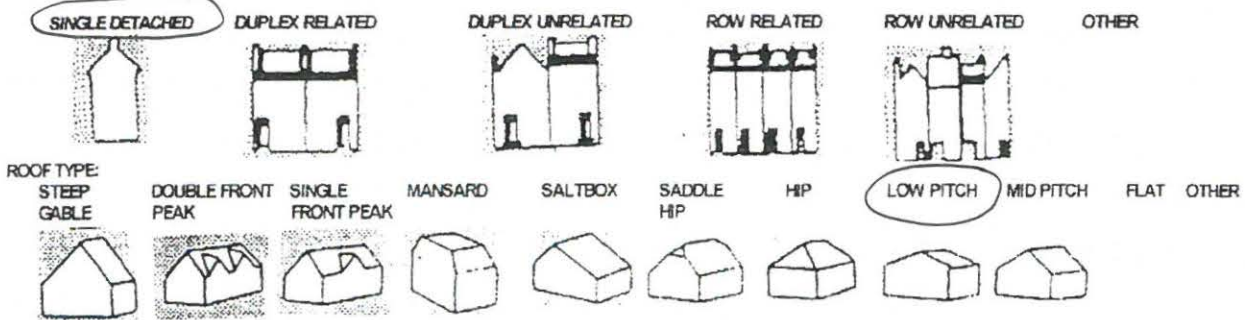
N. 47 17.147' W 052 48.784

Property Width (m):

Property Depth (m):

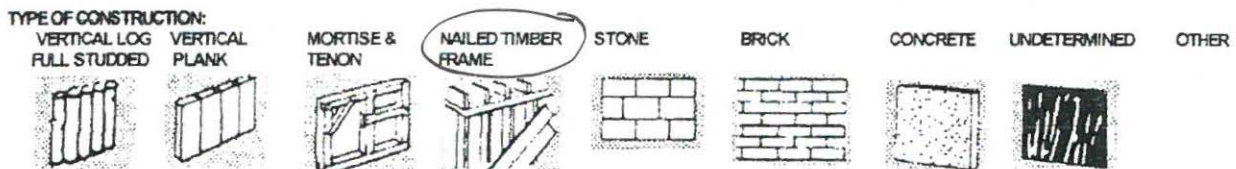
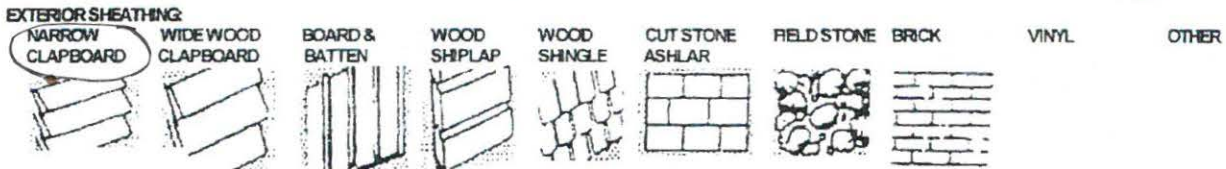
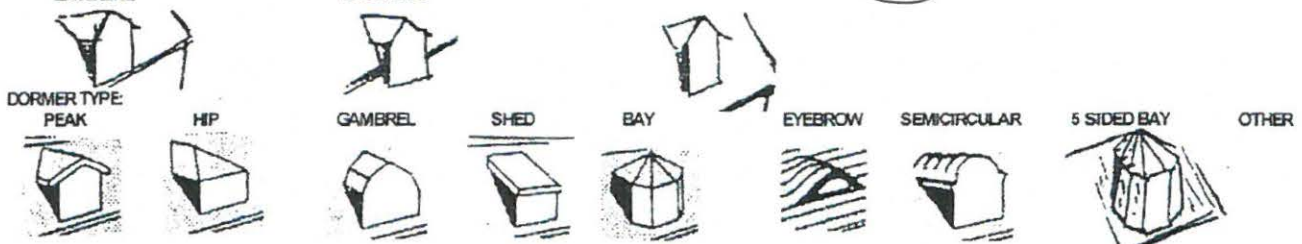
BUILDING TYPE: **7.30m**

7.30m




ROOFING MATERIAL: (A) WOOD SHINGLE (B) FELT (C) **ASPHALT** (D) SLATE (E) OTHER

DORMER POSITION: **FLUSH WITH EAVE LINE** **CUT THROUGH EAVE LINE** **ABOVE EAVE LINE** **NONE** **OTHER**



FOUNDATION TYPE: (A) **ABOVE GROUND** (B) BELOW GROUND (C) UNDETERMINED



STOREYS: 1 1.5 **2** 2.5 3 3.5 4 OR MORE **IRREGULAR** **OTHER**



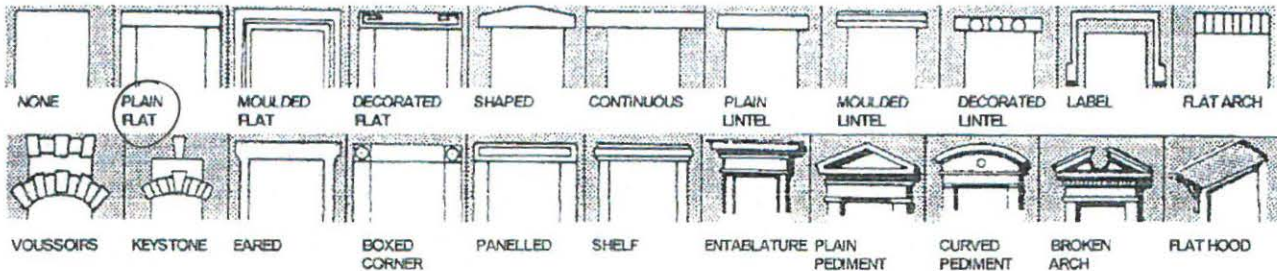
WITLESS BAY HERITAGE INVENTORY

Newfoundland and Labrador Architectural Inventory - Architectural Details Page

Main door shape: **Rectangle**

Main door material: 1 - solid wood 2 - wood plank 3 - wood panel 4 - wood w/glass
5 - modern metal 6 - metal w/glass 7 - glass 8 - other

Door Trim/Decoration:



Main entrance

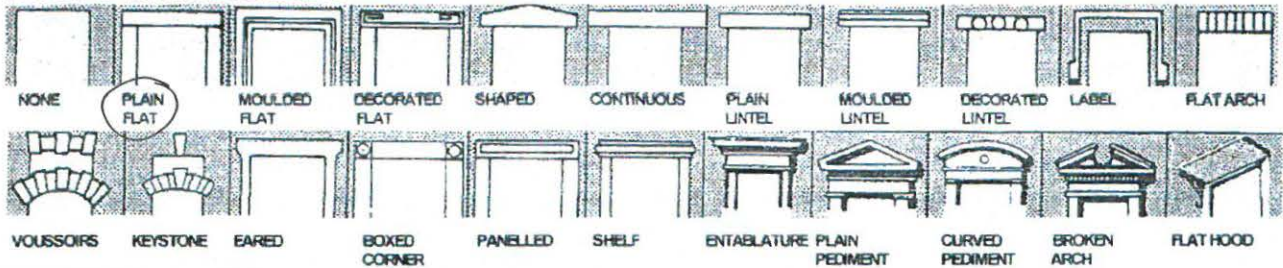
Location: 1 - front facade 2 - rear facade 3 - left gable end (circled) 4 - right gable end 5 - other
Stairs: 1 - straight front 2 - straight side (circled) 3 - double 4 - none
Porch type: 1 - stoop 2 - covered/open 3 - part enclosed 4 - enclosed
5 - recessed (circled) 6 - none

Typical Window shape: **Rectangle**

Typical type: 1 - single hung (circled) 2 - double hung 3 - casement 4 - vertical slider
5 - horizontal slider 6 - fixed 7 - undetermined 8 - other

Typical Panes: 1/1 (circled) 2/2 3/6 2/4 6/6 picture other

Window Trim/Decoration:



Roof and Eaves Trim:



Alterations (note any visible alterations to the structure)

Other unusual or notable finishes or details:

- Built by Herman Vickers Father, William Vickers
- C. 1900



010 front



010 left gable end



WITLESS BAY HERITAGE INVENTORY

Newfoundland and Labrador Architectural Inventory - General Architecture Page

Date Recorded: **Feb. 23/11**

Recorded By:

Barry Norris

Building Name: **Michael White (Gert) House**

Address:

Dean's Road, Witless Bay

Postal Code:

A0A 4K0

Lat/Long (decimal degrees):

N. 47 17.079' W 052 48.738

Property Width (m):

11.55m

Property Depth (m):

5.20m

BUILDING TYPE:

SINGLE DETACHED

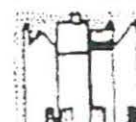
DUPLEX RELATED

DUPLEX UNRELATED

ROW RELATED

ROW UNRELATED

OTHER



ROOF TYPE:

STEEP
GABLE

DOUBLE FRONT
PEAK

**SINGLE
FRONT PEAK**

MANSARD

SALTBOX

SADDLE
HIP

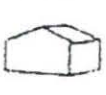
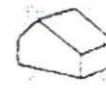
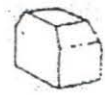
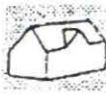
HIP

LOW PITCH

MID PITCH

FLAT

OTHER



ROOFING MATERIAL:

(A) WOOD SHINGLE (B) FELT

(C) ASPHALT

(D) SLATE (E) OTHER

DORMER POSITION:

FLUSH WITH
EAVE LINE

CUT THROUGH
EAVE LINE

ABOVE EAVE LINE

NONE

OTHER



DORMER TYPE:

PEAK

HIP

GAMBREL

SHED

BAY

EYEBROW

SEMICIRCULAR

5 SIDED BAY

OTHER



EXTERIOR SHEATHING:

NARROW
CLAPBOARD

WIDE WOOD
CLAPBOARD

BOARD &
BATTEN

WOOD
SHIPLAP

WOOD
SHINGLE

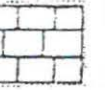
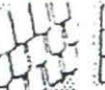
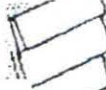
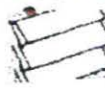
CUT STONE
ASHLAR

FIELD STONE

BRICK

VINYL

OTHER



TYPE OF CONSTRUCTION:

VERTICAL LOG
FULL STUDDED

VERTICAL
PLANK

MORTISE &
TENON

**NAILED TIMBER
FRAME**

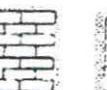
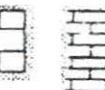
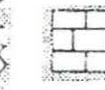
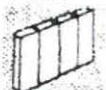
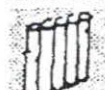
STONE

BRICK

CONCRETE

UNDETERMINED

OTHER



FOUNDATION TYPE:

(A) ABOVE GROUND

(B) BELOW GROUND (C) UNDETERMINED

FOUNDATION MATERIAL:

STONE WALL

STONE PILE

STONE W/WOOD

WOOD POST

HEWN LOG

CONCRETE

CONCRETE
AND STONE

OTHER



STOREYS:

1

1.5

2

2.5

3

3.5

4 OR MORE

IRREGULAR

OTHER



PLAN:

SQUARE

**RECT.
LONG F.**

RECT.
SHORT FACADE

L

U

T

H

CIRCLE

POLYGON

IRREGULAR

OTHER



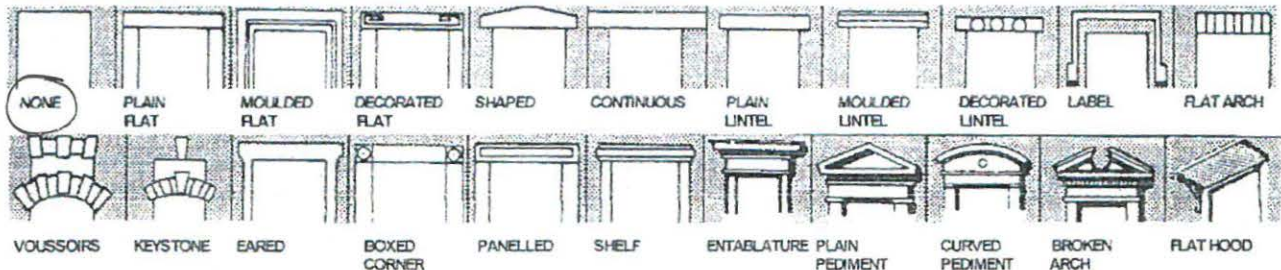
WITLESS BAY HERITAGE INVENTORY

Newfoundland and Labrador Architectural Inventory - Architectural Details Page

Main door shape: **Rectangle**

Main door material: 1 - solid wood 2 - wood plank 3 - wood panel 4 - wood w/glass
5 - modern metal 6 - metal w/glass 7 - glass 8 - other

Door Trim/Decoration:



Main entrance

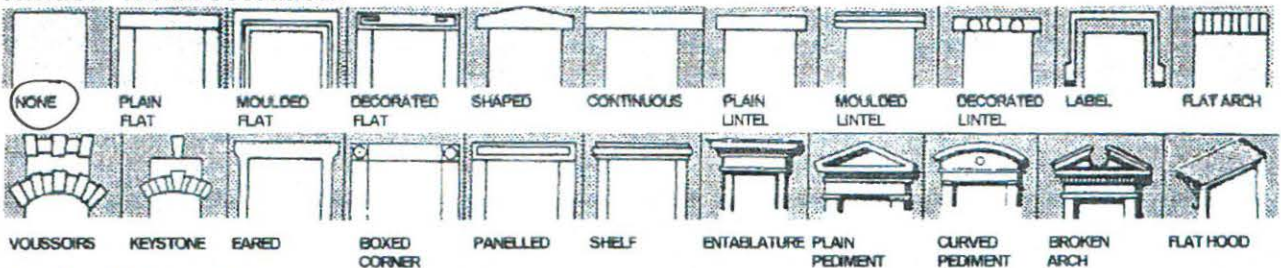
Location: 1 - front facade 2 - rear facade 3 - left gable end 4 - right gable end 5 - other
Stairs: 1 - straight front 2 - straight side 3 - double 4 - none
Porch type: 1 - stoop 2 - covered/open 3 - part enclosed 4 - enclosed
5 - recessed 6 - none

Typical Window shape:

Typical type: 1 - single hung 2 - double hung 3 - casement 4 - vertical slider
5 - horizontal slider 6 - fixed 7 - undetermined 8 - other

Typical Panes: 1/1 2/2 3/6 2/4 6/6 picture other

Window Trim/Decoration:



Roof and Eaves Trim:



Alterations (note any visible alterations to the structure)

- Used to be two stories. Built around 1900
- Biscuit box shape
- Forth generation house

Other unusual or notable finishes or details:

- Built c. 1900-1920





011 right gable
end



011 back

WITLESS BAY HERITAGE INVENTORY

Newfoundland and Labrador Architectural Inventory - General Architecture Page

Date Recorded: **Mar. 9/11**

Recorded By:

Barry Norris

Building Name: **The Convent House**

Address:

The Avenue, Witless Bay

Postal Code: **A0A 4K0**

Lat/Long (decimal degrees):

N. 47 16.856' W 052 49.889'

Property Width (m):

Property Depth (m):

BUILDING TYPE

SINGLE DETACHED

DUPLEX RELATED

DUPLEX UNRELATED

ROW RELATED

ROW UNRELATED

OTHER



ROOF TYPE:

STEEP
GABLE

DOUBLE FRONT
PEAK

SINGLE FRONT
PEAK

MANSARD

SALTBOX

SADDLE
HIP

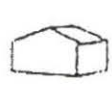
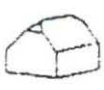
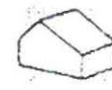
HIP

LOW PITCH

MID PITCH

FLAT

OTHER



ROOFING MATERIAL:

(A) WOOD SHINGLE (B) FELT

(C) ASPHALT

(D) SLATE (E) OTHER

DORMER POSITION:

FLUSH WITH
EAVE LINE

CUT THROUGH
EAVE LINE

ABOVE EAVE LINE

NONE

OTHER

DORMER TYPE:

PEAK

HIP

GAMBREL

SHED


BAY

EYEBROW

SEMICIRCULAR

5 SIDED BAY

OTHER



EXTERIOR SHEATHING:

**NARROW
CLAPBOARD**

WIDE WOOD
CLAPBOARD

BOARD &
BATTEN

WOOD
SHIPLAP

WOOD
SHINGLE

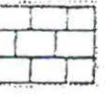
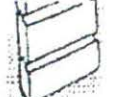
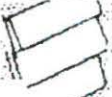
CUT STONE
ASHLAR

FIELD STONE

BRICK

VINYL

OTHER



TYPE OF CONSTRUCTION:

VERTICAL LOG
FULL STUDDED

VERTICAL
PLANK

MORTISE &
TENON

**NAILED TIMBER
FRAME**

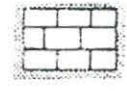
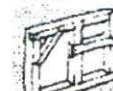
STONE

BRICK

CONCRETE

UNDETERMINED

OTHER



FOUNDATION TYPE:

(A) ABOVE GROUND

(B) BELOW GROUND (C) UNDETERMINED

FOUNDATION MATERIAL:

STONE WALL

STONE PILE

STONE W/ WOOD

WOOD POST

HEWN LOG

CONCRETE

**CONCRETE
AND STONE**

OTHER



STOREYS:

1

1.5

2

2.5

3

3.5

4 OR MORE

IRREGULAR

OTHER



PLAN:

SQUARE

**RECT.
LONG F.**

RECT.
SHORT FACADE

L

U

T

H

CIRCLE

POLYGON

IRREGULAR

OTHER



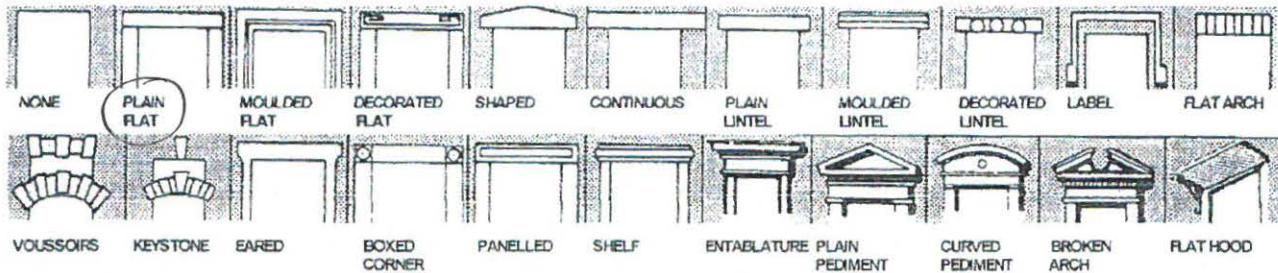
WITLESS BAY HERITAGE INVENTORY

Newfoundland and Labrador Architectural Inventory - Architectural Details Page

Main door shape: Rectangle

Main door material: 1 - solid wood 2 - wood plank 3 - wood panel 4 - wood w/glass
5 - modern metal 6 - metal w/glass 7 - glass 8 - other

Door Trim/Decoration:



Main entrance

Location: 1 - front facade 2 - rear facade 3 - left gable end 4 - right gable end 5 - other

Stairs: 1 - straight front 2 - straight side 3 - double 4 - none

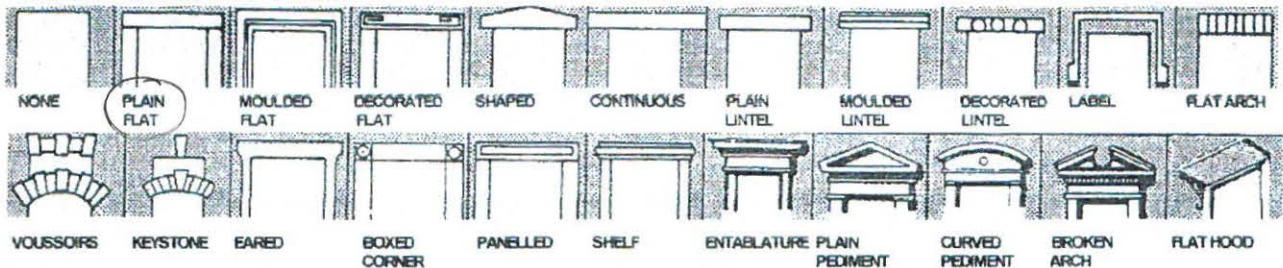
Porch type: 1 - stoop 2 - covered/open 3 - part enclosed 4 - enclosed 5 - recessed 6 - none

Typical Window shape: rectangle

Typical type: 1 - single hung 2 - double hung 3 - casement 4 - vertical slider
5 - horizontal slider 6 - fixed 7 - undetermined 8 - other

Typical Panes: 1/1 2/2 3/6 2/4 6/6 picture other

Window Trim/Decoration:



Roof and Eaves Trim:



Alterations (note any visible alterations to the structure)

- It has been restored to its original façade including the original stained glass window in the private chapel.

Other unusual or notable finishes or details:

- Sunburst motif above main entrance porch;
- A faux recessed gothic arched over, including original hardware;
- Two spires on the front façade over the second storey chapel;
- Built c. 1860's



012 right gable
end



012 back



WITLESS BAY HERITAGE INVENTORY

Newfoundland and Labrador Architectural Inventory - General Architecture Page

01

Date Recorded: **Feb. 24/11**

Recorded By:

Barry Norris

Building Name: **Marcella Carter House**

Address:

Bears Cove Road, Witless Bay

Postal Code: **A0A 4K0**

Lat/Long (decimal degrees):

N. 47 17.013' W 052 48.52'

Property Width (m):

Property Depth (m):

BUILDING TYPE: **7.2m**

6.92m

<input checked="" type="radio"/> SINGLE DETACHED		<input type="radio"/> DUPLEX RELATED	<input type="radio"/> DUPLEX UNRELATED	<input type="radio"/> ROW RELATED	<input type="radio"/> ROW UNRELATED	<input type="radio"/> OTHER				
ROOF TYPE:										
<input checked="" type="radio"/> STEEP GABLE	<input type="radio"/> DOUBLE FRONT PEAK	<input type="radio"/> SINGLE FRONT PEAK	<input type="radio"/> MANSARD	<input type="radio"/> SALTBOX	<input type="radio"/> SADDLE HP	<input type="radio"/> HIP	<input type="radio"/> LOW PITCH	<input type="radio"/> MID PITCH	<input type="radio"/> FLAT	<input type="radio"/> OTHER
ROOFING MATERIAL: (A) WOOD SHINGLE (B) FELT (C) ASPHALT (D) SLATE (E) OTHER										
DORMER POSITION: <input checked="" type="radio"/> FLUSH WITH EAVE LINE <input type="radio"/> CUT THROUGH EAVE LINE <input type="radio"/> ABOVE EAVE LINE <input type="radio"/> NONE <input type="radio"/> OTHER										
DORMER TYPE: <input checked="" type="radio"/> PEAK <input type="radio"/> HIP <input type="radio"/> GAMBREL <input type="radio"/> SHED <input type="radio"/> BAY <input type="radio"/> EYEBROW <input type="radio"/> SEMICIRCULAR <input type="radio"/> 5 SIDED BAY <input type="radio"/> OTHER										
EXTERIOR SHEATHING: <input checked="" type="radio"/> NARROW CLAPBOARD <input type="radio"/> WIDE WOOD CLAPBOARD <input type="radio"/> BOARD & BATTEN <input type="radio"/> WOOD SHIPLAP <input type="radio"/> WOOD SHINGLE <input type="radio"/> CUT STONE ASHLAR <input type="radio"/> FIELD STONE <input type="radio"/> BRICK <input type="radio"/> VINYL <input type="radio"/> OTHER										
TYPE OF CONSTRUCTION: <input type="radio"/> VERTICAL LOG FULL STUDDED <input type="radio"/> VERTICAL PLANK <input type="radio"/> MORTISE & TENON <input checked="" type="radio"/> NAILED TIMBER FRAME <input type="radio"/> STONE <input type="radio"/> BRICK <input type="radio"/> CONCRETE <input type="radio"/> UNDETERMINED <input type="radio"/> OTHER										
FOUNDATION TYPE: (A) ABOVE GROUND (B) BELOW GROUND (C) UNDETERMINED										
FOUNDATION MATERIAL: <input checked="" type="radio"/> STONE WALL <input type="radio"/> STONE PILE <input type="radio"/> STONE W/ WOOD <input type="radio"/> WOOD POST <input type="radio"/> HEWN LOG <input type="radio"/> CONCRETE <input type="radio"/> CONCRETE AND STONE <input type="radio"/> OTHER										
STOREYS: 1 1.5 2 2.5 3 3.5 4 OR MORE IRREGULAR OTHER										
PLAN: <input checked="" type="radio"/> SQUARE/RECT. LONG F. <input type="radio"/> RECT. SHORT FACADE <input type="radio"/> L <input type="radio"/> U <input type="radio"/> T <input type="radio"/> H <input type="radio"/> CIRCLE <input type="radio"/> POLYGON <input type="radio"/> IRREGULAR <input type="radio"/> OTHER										

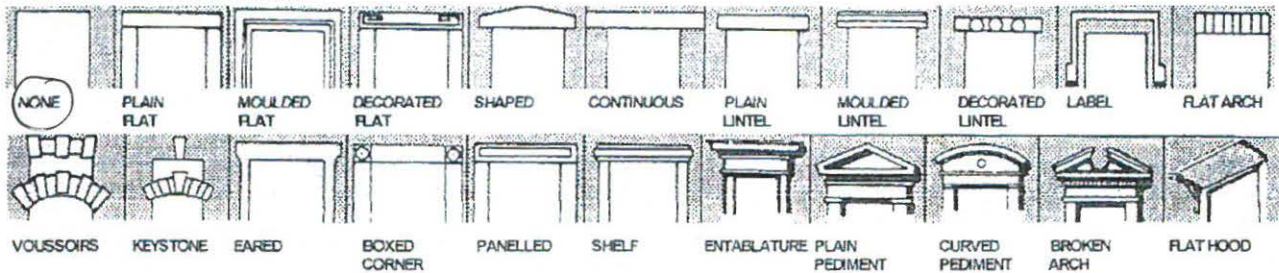
WITLESS BAY HERITAGE INVENTORY

Newfoundland and Labrador Architectural Inventory - Architectural Details Page

Main door shape: Rectangle

Main door material: 1 - solid wood 2 - wood plank 3 - wood panel 4 - wood w/glass
5 - modern metal 6 - metal w/glass 7 - glass 8 - other

Door Trim/Decoration:



Main entrance

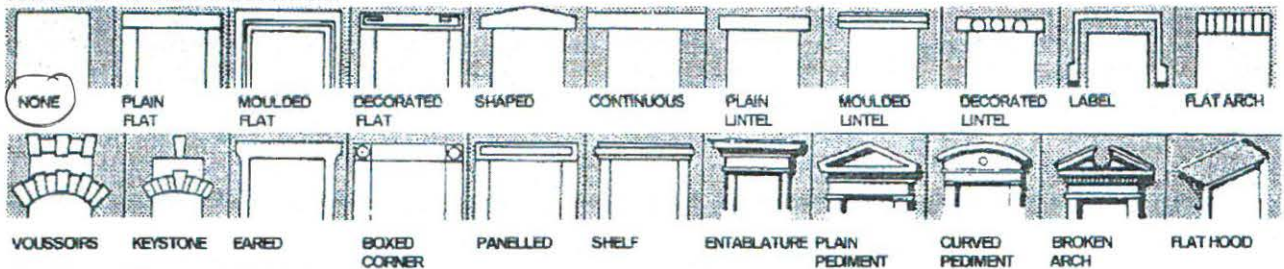
Location: 1 - front facade 2 - rear facade 3 - left gable end 4 - right gable end 5 - other
Stairs: 1 - straight front 2 - straight side 3 - double 4 - none
Porch type: 1 - stoop 2 - covered/open 3 - part enclosed 4 - enclosed
5 - recessed 6 - none

Typical Window shape: Rectangle

Typical type: 1 - single hung 2 - double hung 3 - casement 4 - vertical slider
5 - horizontal slider 6 - fixed 7 - undetermined 8 - other

Typical Panes: 1/1 2/2 3/6 2/4 6/6 picture other

Window Trim/Decoration:




Roof and Eaves Trim:



Alterations (note any visible alterations to the structure)

Other unusual or notable finishes or details:

- Present owner Marcella Carter remembers her father (Paddy Carter) telling her a carpenter, Kennedy, built the house;
- She says its well over 100 years old
- Built c. 1870-1890



013 front



013 left
gable end



013 right gable
end



013 back

WITLESS BAY HERITAGE INVENTORY

Newfoundland and Labrador Architectural Inventory - General Architecture Page

Date Recorded: **Feb. 24/11**

Recorded By:

Barry Norris

Building Name: **Will Tobin House**

Address:

Bears Cove Road, Witless Bay

Postal Code: **A0A 4K0**

Lat/Long (decimal degrees):

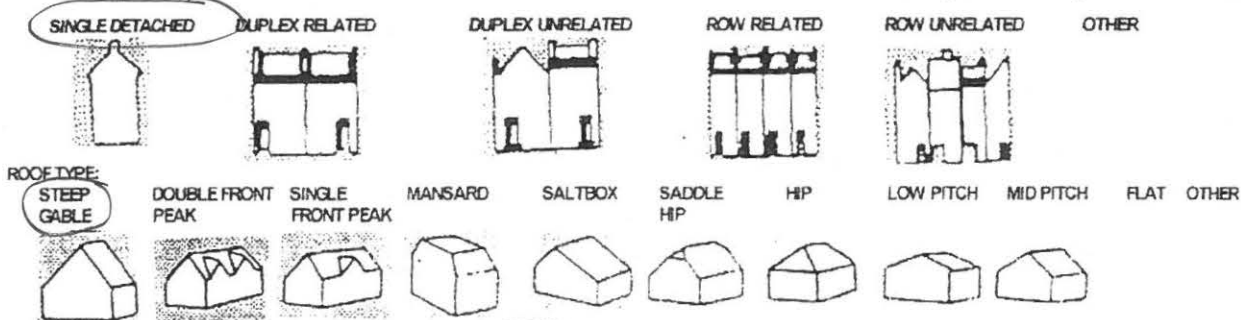
N. 47 17.087' W 052 48.039'

Property Width (m):

Property Depth (m):

BUILDING TYPE: **8.5m**

4.0m(not including an addition of 1.5 m-60 years ago)



ROOFING MATERIAL: (A) WOOD SHINGLE (B) FELT **(C) ASPHALT** (D) SLATE (E) OTHER

DORMER POSITION: FLUSH WITH EAVE LINE

CUT THROUGH EAVE LINE

ABOVE EAVE LINE

NONE

OTHER

DORMER TYPE: PEAK

HIP

GAMBREL

SHED

BAY

EYEBROW

SEMICIRCULAR

5 SIDED BAY

OTHER

EXTERIOR SHEATHING:

NARROW CLAPBOARD

WIDE WOOD CLAPBOARD

BOARD & BATTEN

WOOD SHIPLAP

WOOD SHINGLE

CUT STONE ASHLAR

FIELD STONE

BRICK

VINYL

OTHER

TYPE OF CONSTRUCTION:

VERTICAL LOG FULL STUDDED

VERTICAL PLANK

MORTISE & TENON

NAILED TIMBER FRAME

STONE

BRICK

CONCRETE

UNDETERMINED

OTHER

FOUNDATION TYPE:

(A) ABOVE GROUND (B) BELOW GROUND (C) UNDETERMINED

FOUNDATION MATERIAL:

STONE WALL

STONE PILE

STONE W/WOOD

WOOD POST

HEWN LOG

CONCRETE

CONCRETE AND STONE

OTHER

STOREYS:

1

1.5

2

2.5

3

3.5

4 OR MORE

IRREGULAR

OTHER

PLAN:

SQUARE

RECT. LONG F.

RECT.

L

U

T

H

CIRCLE

POLYGON

IRREGULAR

OTHER



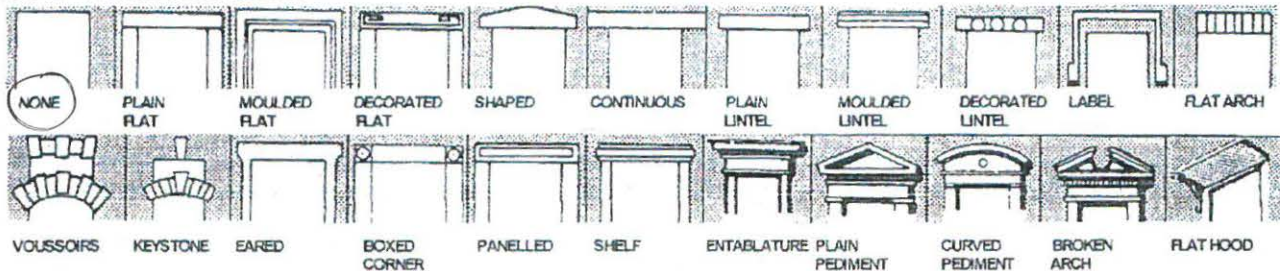
WITLESS BAY HERITAGE INVENTORY

Newfoundland and Labrador Architectural Inventory - Architectural Details Page

Main door shape: **Rectangle**

Main door material: 1 - solid wood 2 - wood plank 3 - wood panel 4 - wood w/glass
5 - modern metal 6 - metal w/glass 7 - glass 8 - other

Door Trim/Decoration:



Main entrance

Location: 1 - front facade 2 - rear facade 3 - left gable end 4 - right gable end 5 - other

Stairs: 1 - straight front 2 - straight side 3 - double 4 - none

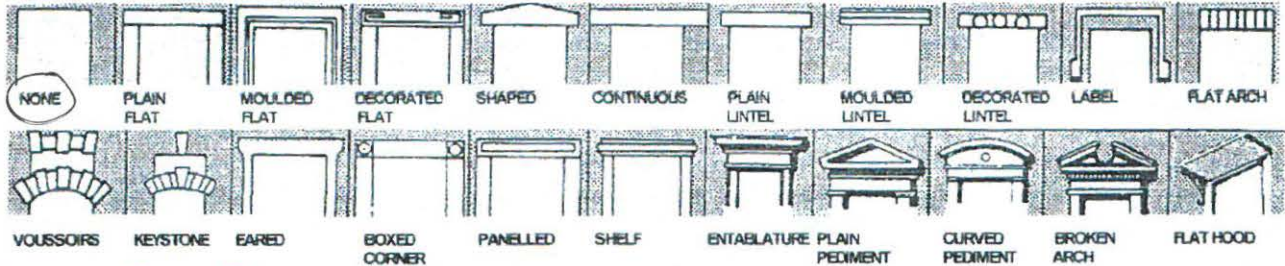
Porch type: 1 - stoop 2 - covered/open 3 - part enclosed 4 - enclosed
5 - recessed 6 - none

Typical Window shape: **rectangle**

Typical type: 1 - single hung 2 - double hung 3 - casement 4 - vertical slider
5 - horizontal slider 6 - fixed 7 - undetermined 8 - other

Typical Panes: 1/1 2/2 3/6 2/4 6/6 picture other

Window Trim/Decoration:



Roof and Eaves Trim:




Alterations (note any visible alterations to the structure)


- The original structure was 8.5m x 4m, 60 or 70 years ago;
- There was an extension of about 2m's added on the rear façade including a porch of about 1.5m x 2 m's.

Other unusual or notable finishes or details:

- The present owner John Tobin says his father told him it was about 200 years old;
- Built 1875-1890.



014 front



014 right gable end



WITLESS BAY HERITAGE INVENTORY

Newfoundland and Labrador Architectural Inventory - General Architecture Page

Date Recorded: **Feb. 24/11**

Recorded By:

Barry Norris

Building Name: **Mary Power House**

Address:

Murphy's Lane, Witless Bay

Postal Code: **A0A 4K0**

Lat/Long (decimal degrees):

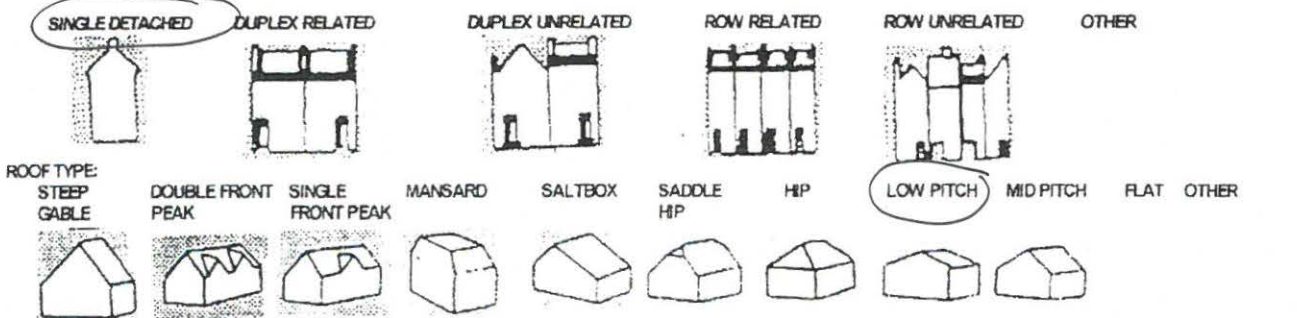
N. 47 16.902' W 052 48.968'

Property Width (m):

Property Depth (m):

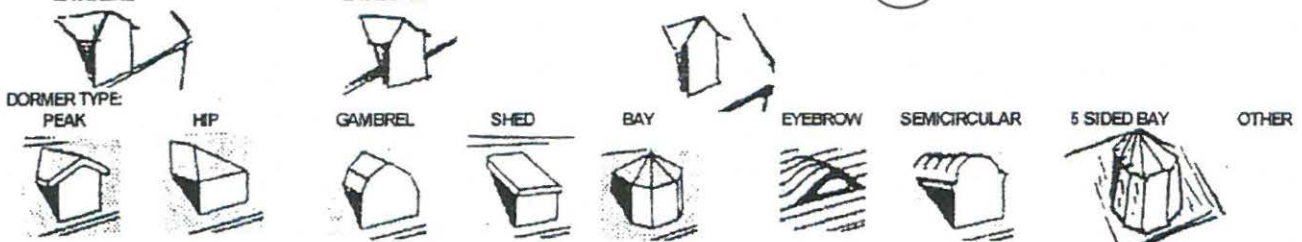
BUILDING TYPE **8m**

7m



ROOFING MATERIAL: (A) WOOD SHINGLE **(B) FELT** (C) ASPHALT (D) SLATE (E) OTHER

DORMER POSITION: FLUSH WITH EAVE LINE CUT THROUGH EAVE LINE ABOVE EAVE LINE **NONE** OTHER



EXTERIOR SHEATHING: NARROW CLAPBOARD WIDE WOOD CLAPBOARD BOARD & BATTEN WOOD SHIPLAP WOOD SHINGLE CUT STONE ASHLAR FIELD STONE BRICK **VINYL** OTHER

TYPE OF CONSTRUCTION: VERTICAL LOG FULL STUDDED VERTICAL PLANK MORTISE & TENON **NAILED TIMBER FRAME** STONE BRICK CONCRETE UNDETERMINED OTHER

FOUNDATION TYPE: (A) ABOVE GROUND **(B) BELOW GROUND** (C) UNDETERMINED

FOUNDATION MATERIAL: STONE WALL STONE PILE STONE W/ WOOD WOOD POST **HEWN LOG** CONCRETE CONCRETE AND STONE OTHER

STOREYS: 1 1.5 **2** 2.5 3 3.5 4 OR MORE IRREGULAR OTHER



PLAN: SQUARE RECT. LONG F. **RECT. SHORT FACADE** L U T H CIRCLE POLYGON IRREGULAR OTHER



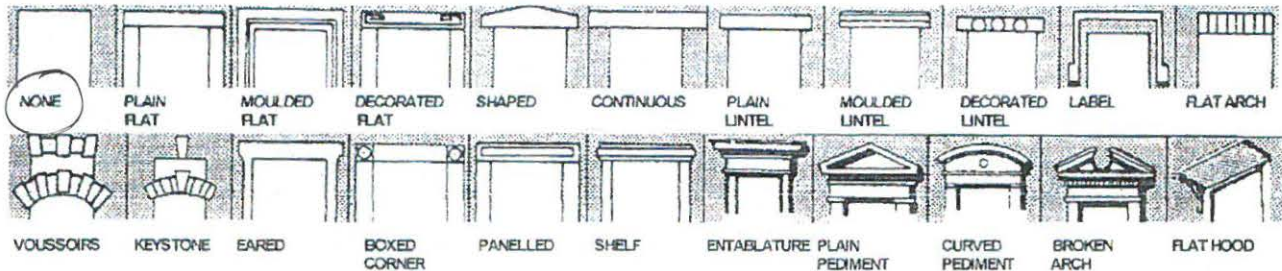
WITLESS BAY HERITAGE INVENTORY

Newfoundland and Labrador Architectural Inventory - Architectural Details Page

Main door shape: **Rectangle**

Main door material: 1 - solid wood 2 - wood plank 3 - wood panel 4 - wood w/glass
5 - modern metal 6 - metal w/glass 7 - glass 8 - other

Door Trim/Decoration:



Main entrance

Location: 1 - front facade 2 - rear facade 3 - left gable end 4 - right gable end 5 - other

Stairs: 1 - straight front 2 - straight side 3 - double 4 - none

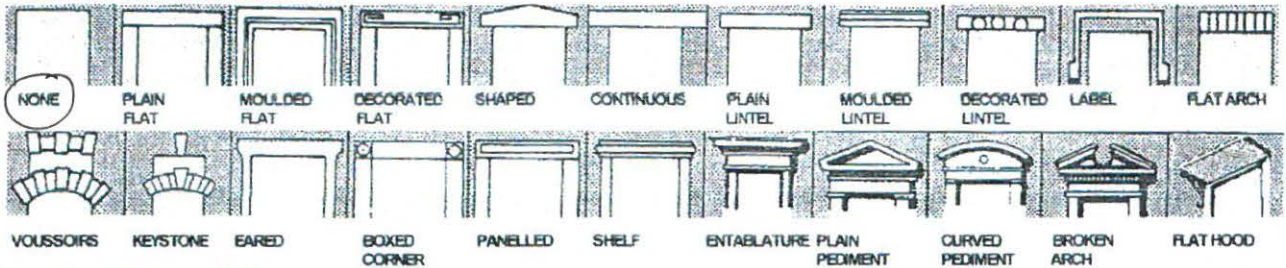
Porch type: 1 - stoop 2 - covered/open 3 - part enclosed 4 - enclosed
5 - recessed 6 - none

Typical Window shape:

Typical type: 1 - single hung 2 - double hung 3 - casement 4 - vertical slider
5 - horizontal slider 6 - fixed 7 - undetermined 8 - other

Typical Panes: 1/1 2/2 3/6 2/4 6/6 picture other

Window Trim/Decoration:



Roof and Eaves Trim:



Alterations (note any visible alterations to the structure)

- They are not visible, but the present owners-Father/Mother (Mini Power) said that at one time it was a salt-box which was raised up square to a flat roof. It was altered around 1950.

Other unusual or notable finishes or details:

- Ned Murphy had this house towed up from Bear's Cove;
- Built c. 1880-1890





015 back



015 front

WITLESS BAY HERITAGE INVENTORY

Newfoundland and Labrador Architectural Inventory - General Architecture Page

Date Recorded: **Feb. 24/11**

Recorded By:

Barry Norris

Building Name: **Herb White House**

Address:

Murphy's Lane, Witless Bay

Postal Code: **A0A 4K0**

Lat/Long (decimal degrees):


























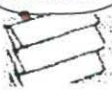




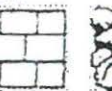





































N. 47 16.931' W 052 48.969'

Property Width (m):

Property Depth (m):

BUILDING TYPE **7.96m**

6.83m

<input checked="" type="radio"/> SINGLE DETACHED		<input type="radio"/> DUPLEX RELATED	<input type="radio"/> DUPLEX UNRELATED	<input type="radio"/> ROW RELATED	<input type="radio"/> ROW UNRELATED	<input type="radio"/> OTHER				
										
ROOF TYPE:										
<input type="radio"/> STEEP GABLE	<input type="radio"/> DOUBLE FRONT PEAK	<input type="radio"/> SINGLE FRONT PEAK	<input type="radio"/> MANSARD	<input type="radio"/> SALTBOX	<input type="radio"/> SADDLE HIP	<input checked="" type="radio"/> HIP	<input type="radio"/> LOW PITCH	<input type="radio"/> MID PITCH	<input type="radio"/> FLAT	<input type="radio"/> OTHER
										
ROOFING MATERIAL:										
<input type="radio"/> (A) WOOD SHINGLE		<input checked="" type="radio"/> (B) FELT	<input type="radio"/> (C) ASPHALT	<input type="radio"/> (D) SLATE	<input type="radio"/> (E) OTHER					
DORMER POSITION:										
<input type="radio"/> FLUSH WITH EAVE LINE		<input type="radio"/> CUT THROUGH EAVE LINE	<input type="radio"/> ABOVE EAVE LINE			<input checked="" type="radio"/> NONE	<input type="radio"/> OTHER			
										
DORMER TYPE:										
<input type="radio"/> PEAK	<input type="radio"/> HIP	<input type="radio"/> GAMBREL	<input type="radio"/> SHED	<input type="radio"/> BAY	<input type="radio"/> EYEBROW	<input type="radio"/> SEMICIRCULAR	<input type="radio"/> 5 SIDED BAY	<input type="radio"/> OTHER		
										
EXTERIOR SHEATHING:										
<input checked="" type="radio"/> NARROW CLAPBOARD	<input type="radio"/> WIDE WOOD CLAPBOARD	<input type="radio"/> BOARD & BATTEN	<input type="radio"/> WOOD SHIPLAP	<input type="radio"/> WOOD SHINGLE	<input type="radio"/> CUT STONE ASHLAR	<input type="radio"/> FIELD STONE	<input type="radio"/> BRICK	<input type="radio"/> VINYL	<input type="radio"/> OTHER	
										
TYPE OF CONSTRUCTION:										
<input type="radio"/> VERTICAL LOG FULL STUDDED	<input type="radio"/> VERTICAL PLANK	<input type="radio"/> MORTISE & TENON	<input checked="" type="radio"/> NAILED TIMBER FRAME	<input type="radio"/> STONE	<input type="radio"/> BRICK	<input type="radio"/> CONCRETE	<input type="radio"/> UNDETERMINED	<input type="radio"/> OTHER		
										
FOUNDATION TYPE:										
<input checked="" type="radio"/> (A) ABOVE GROUND		<input type="radio"/> (B) BELOW GROUND	<input type="radio"/> (C) UNDETERMINED							
FOUNDATION MATERIAL:										
<input type="radio"/> STONE WALL	<input type="radio"/> STONE PILE	<input type="radio"/> STONE W/ WOOD	<input checked="" type="radio"/> WOOD POST	<input type="radio"/> HEAVY LOG	<input type="radio"/> CONCRETE	<input type="radio"/> CONCRETE AND STONE	<input type="radio"/> OTHER			
										
STOREYS:										
<input type="radio"/> 1	<input type="radio"/> 1.5	<input checked="" type="radio"/> 2	<input type="radio"/> 2.5	<input type="radio"/> 3	<input type="radio"/> 3.5	<input type="radio"/> 4 OR MORE	<input type="radio"/> IRREGULAR	<input type="radio"/> OTHER		
										
PLAN:										
<input type="radio"/> SQUARE	<input checked="" type="radio"/> RECT. LONG F.	<input type="radio"/> RECT. SHORT FACADE	<input type="radio"/> L	<input type="radio"/> U	<input type="radio"/> T	<input type="radio"/> H	<input type="radio"/> CIRCLE	<input type="radio"/> POLYGON	<input type="radio"/> IRREGULAR	<input type="radio"/> OTHER
										

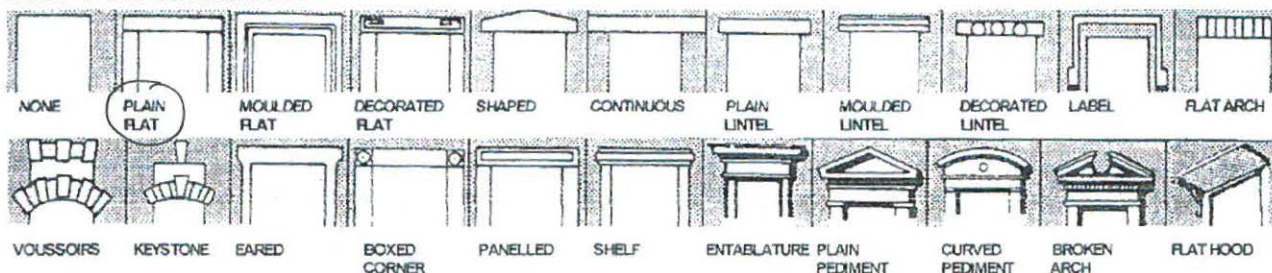
WITLESS BAY HERITAGE INVENTORY

Newfoundland and Labrador Architectural Inventory - Architectural Details Page

Main door shape: **Rectangle**

Main door material: 1 - solid wood 2 - wood plank 3 - wood panel 4 - wood w/glass
5 - modern metal 6 - metal w/glass 7 - glass 8 - other

Door Trim/Decoration:



Main entrance

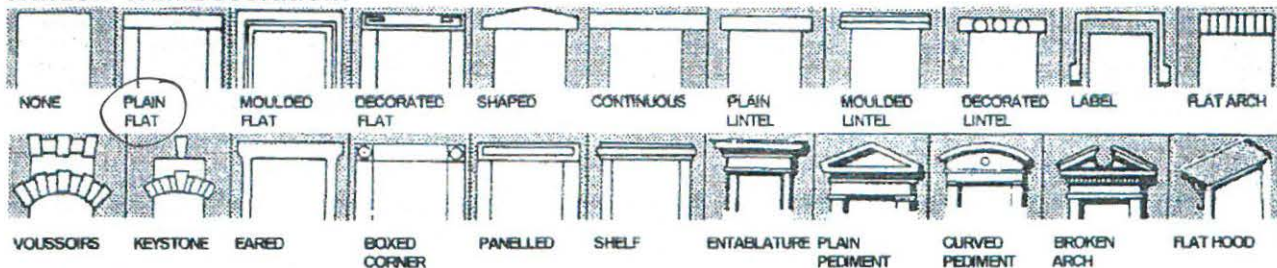
Location: 1 - front facade 2 - rear facade 3 - left gable end (circled) 4 - right gable end 5 - other
Stairs: 1 - straight front 2 - straight side 3 - double 4 - none (circled)
Porch type: 1 - stoop 2 - covered/open 3 - part enclosed 4 - enclosed
5 - recessed (circled) 6 - none

Typical Window shape:

Typical type: 1 - single hung (circled) 2 - double hung 3 - casement 4 - vertical slider
5 - horizontal slider 6 - fixed 7 - undetermined 8 - other

Typical Panes: 1/1 (circled) 2/2 (circled) 3/6 2/4 6/6 picture other

Window Trim/Decoration:



Roof and Eaves Trim:



Alterations (note any visible alterations to the structure)

- Not visible outside, but the owners said it was a salt-box but he raised it up to a low pitch roof 44 years ago.

Other unusual or notable finishes or details:

- Original owner – Pat Walsh, present owners Uncle;
- Present owner – Herb White – 91 years old;
- House is about 110 years old according to Mr. White;
- Built c. 1880-1910



016 left gable end



016 front



016 back



right gable
and

WITLESS BAY HERITAGE INVENTORY

Newfoundland and Labrador Architectural Inventory - General Architecture Page

Date Recorded: **Feb. 23/11**

Recorded By:

Barry Norris

Building Name: **Phil & Val Tobin House**

Address:

Gallows Cove, Witless Bay

Postal Code: **A0A 4K0**

Lat/Long (decimal degrees):











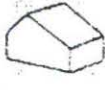
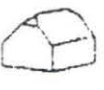
















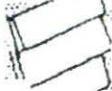






































N. 47 15.839' W 052 48.868'

Property Width (m):

Property Depth (m):

BUILDING TYPE: **7.8m**

8.4m

BUILDING TYPE:		7.8m		8.4m			
<input checked="" type="radio"/> SINGLE DETACHED	<input type="radio"/> DUPLEX RELATED	<input type="radio"/> DUPLEX UNRELATED	<input type="radio"/> ROW RELATED	<input type="radio"/> ROW UNRELATED	<input type="radio"/> OTHER		
							
ROOF TYPE:							
<input type="radio"/> STEEP GABLE	<input type="radio"/> DOUBLE FRONT PEAK	<input type="radio"/> SINGLE FRONT PEAK	<input type="radio"/> MANSARD	<input type="radio"/> SALTBOX	<input type="radio"/> SADDLE HIP	<input type="radio"/> HIP	<input checked="" type="radio"/> LOW PITCH
							
ROOFING MATERIAL:							
<input type="radio"/> (A) WOOD SHINGLE	<input checked="" type="radio"/> (B) FELT	<input type="radio"/> (C) ASPHALT	<input type="radio"/> (D) SLATE	<input type="radio"/> (E) OTHER			
DORMER POSITION:							
<input type="radio"/> FLUSH WITH EAVE LINE	<input type="radio"/> CUT THROUGH EAVE LINE	<input type="radio"/> ABOVE EAVE LINE	<input checked="" type="radio"/> NONE	<input type="radio"/> OTHER			
							
DORMER TYPE:							
<input type="radio"/> PEAK	<input type="radio"/> HIP	<input type="radio"/> GAMBEL	<input type="radio"/> SHED	<input type="radio"/> BAY	<input type="radio"/> EYEBROW	<input type="radio"/> SEMICIRCULAR	<input type="radio"/> 5 SIDED BAY
							
EXTERIOR SHEATHING:							
<input type="radio"/> NARROW CLAPBOARD	<input type="radio"/> WIDE WOOD CLAPBOARD	<input type="radio"/> BOARD & BATTEN	<input type="radio"/> WOOD SHIPLAP	<input type="radio"/> WOOD SHINGLE	<input type="radio"/> CUT STONE ASHLAR	<input type="radio"/> FIELD STONE	<input type="radio"/> BRICK
							
<input checked="" type="radio"/> VINYL <input type="radio"/> OTHER							
TYPE OF CONSTRUCTION:							
<input type="radio"/> VERTICAL LOG FULL STUDDED	<input type="radio"/> VERTICAL PLANK	<input type="radio"/> MORTISE & TENON	<input checked="" type="radio"/> NAILED TIMBER FRAME	<input type="radio"/> STONE	<input type="radio"/> BRICK	<input type="radio"/> CONCRETE	<input type="radio"/> UNDETERMINED
							
FOUNDATION TYPE:							
<input type="radio"/> (A) ABOVE GROUND	<input type="radio"/> (B) BELOW GROUND	<input checked="" type="radio"/> (C) UNDETERMINED					
FOUNDATION MATERIAL:							
<input type="radio"/> STONE WALL	<input type="radio"/> STONE PILE	<input type="radio"/> STONE W/WOOD	<input type="radio"/> WOOD POST	<input type="radio"/> HEWN LOG	<input type="radio"/> CONCRETE	<input type="radio"/> CONCRETE AND STONE	<input type="radio"/> OTHER
							
STOREYS:							
<input type="radio"/> 1	<input type="radio"/> 1.5	<input checked="" type="radio"/> 2	<input type="radio"/> 2.5	<input type="radio"/> 3	<input type="radio"/> 3.5	<input type="radio"/> 4 OR MORE	<input type="radio"/> IRREGULAR
							
PLAN:							
<input checked="" type="radio"/> SQUARE/RECT. LONG F.	<input type="radio"/> RECT. SHORT FACADE	<input type="radio"/> L	<input type="radio"/> U	<input type="radio"/> T	<input type="radio"/> H	<input type="radio"/> CIRCLE	<input type="radio"/> POLYGON
							

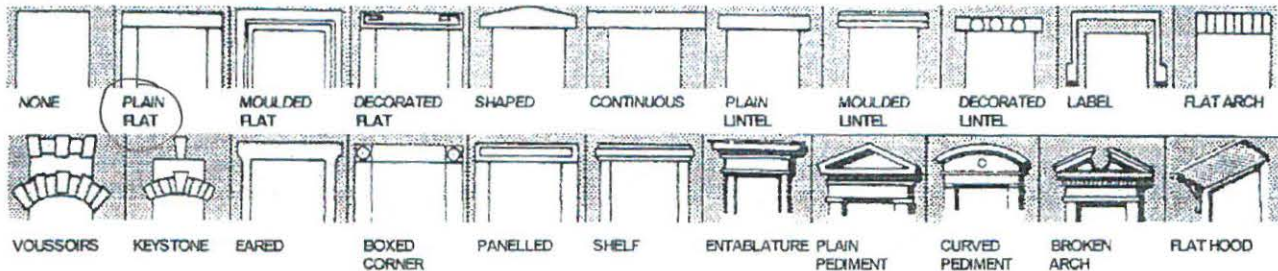
WITLESS BAY HERITAGE INVENTORY

Newfoundland and Labrador Architectural Inventory - Architectural Details Page

Main door shape: **Rectangle**

Main door material: 1 - solid wood 2 - wood plank 3 - wood panel 4 - wood w/glass
5 - modern metal 6 - metal w/glass 7 - glass 8 - other

Door Trim/Decoration:



Main entrance

Location: 1 - front facade 2 - rear facade 3 - left gable end 4 - right gable end 5 - other

Stairs: 1 - straight front 2 - straight side 3 - double 4 - none

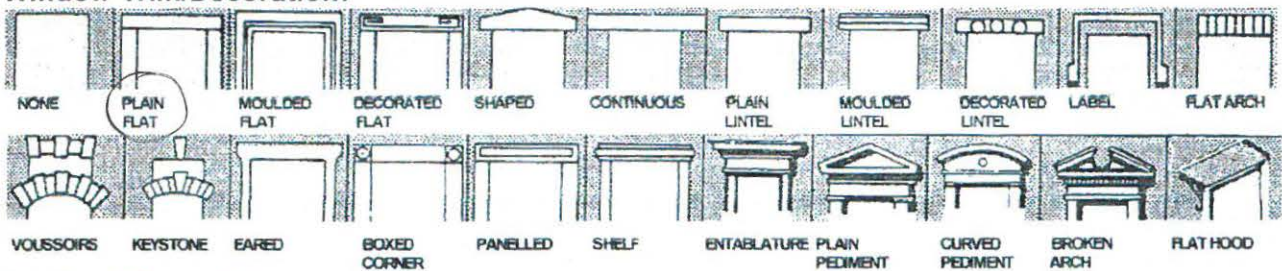
Porch type: 1 - stoop 2 - covered/open 3 - part enclosed 4 - enclosed
5 - recessed 6 - none

Typical Window shape: **rectangle**

Typical type: 1 - single hung 2 - double hung 3 - casement 4 - vertical slider
5 - horizontal slider 6 - fixed 7 - undetermined 8 - other

Typical Panes: 1/1 2/2 3/6 2/4 6/6 picture other

Window Trim/Decoration:



Roof and Eaves Trim:





Alterations (note any visible alterations to the structure)

- There's a one storey addition on the rear façade;
- The mansard style roof was altered to low pitch and the mansard semi-circular trim windows were removed c. 1970's and replaced with a straight face on the rear and front facades.

Other unusual or notable finishes or details:

- Built - 1890's-1910
- Present owner - Gerald Tobin Jr.





WITLESS BAY HERITAGE INVENTORY

Newfoundland and Labrador Architectural Inventory - General Architecture Page

Date Recorded: **Feb. 24/11**

Recorded By:

Barry Norris

Building Name: **Stella Burke House**

Address:

Gallows Cove, Witless Bay

Postal Code: **A0A 4K0**

Lat/Long (decimal degrees):

N. 47 15.081' W 052 48.806'

Property Width (m):

Property Depth (m):

BUILDING TYPE **8.50m**

6.90

☒ SINGLE DETACHED ☐ DUPLEX RELATED ☐ DUPLEX UNRELATED ☐ ROW RELATED ☐ ROW UNRELATED ☐ OTHER

ROOF TYPE: ☐ STEEP GABLE ☐ DOUBLE FRONT PEAK ☐ SINGLE FRONT PEAK ☐ MANSARD ☐ SALTBOX ☐ SADDLE HIP ☐ HIP ☒ LOW PITCH ☐ MID PITCH ☐ FLAT ☐ OTHER

ROOFING MATERIAL: (A) WOOD SHINGLE (B) FELT (C) ASPHALT (D) SLATE (E) OTHER

DORMER POSITION:
FLUSH WITH
EAVE LINE

CUT THROUGH
EAVE LINE

ABOVE EAVE LINE

☒ NONE ☐ OTHER

DORMER TYPE:
PEAK

HIP

GAMBREL

SHED

BAY

EYEBROW

SEMICIRCULAR

5 SIDED BAY

OTHER

EXTERIOR SHEATHING:

NARROW
CLAPBOARD

WIDE WOOD
CLAPBOARD

BOARD &
BATTEN

WOOD
SHIPLAP

WOOD
SHINGLE

CUT STONE
ASHLAR

FIELD STONE

BRICK

☒ VINYL

OTHER

TYPE OF CONSTRUCTION:

VERTICAL LOG
FULL STUDDED

VERTICAL
PLANK

MORTISE &
TENON

☒ NAILED TIMBER
FRAME

STONE

BRICK

CONCRETE

UNDETERMINED

OTHER

FOUNDATION TYPE:

(A) ABOVE GROUND (B) BELOW GROUND (C) UNDETERMINED

FOUNDATION MATERIAL:

STONE WALL

STONE PILE

STONE W/WOOD

WOOD POST

HEWN LOG

☒ CONCRETE

CONCRETE
AND STONE

OTHER

STOREYS:

1

1.5

☒ 2

2.5

3

3.5

4 OR MORE

IRREGULAR

OTHER

PLAN:

SQUARE/RECT.
LONG F.

RECT.
SHORT FACADE

L

U

T

H

CIRCLE

POLYGON

IRREGULAR

OTHER

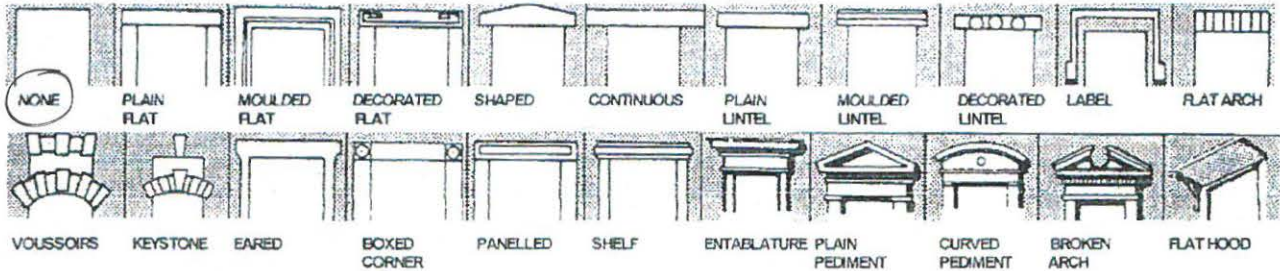
WITLESS BAY HERITAGE INVENTORY

Newfoundland and Labrador Architectural Inventory - Architectural Details Page

Main door shape: **Rectangle**

Main door material: 1 - solid wood 2 - wood plank 3 - wood panel 4 - wood w/glass
5 - modern metal 6 - metal w/glass 7 - glass 8 - other

Door Trim/Decoration:



Main entrance

Location: 1 - front facade 2 - rear facade 3 - left gable end 4 - right gable end 5 - other

Stairs: 1 - straight front 2 - straight side 3 - double

Porch type: 1 - stoop 2 - covered/open 3 - part enclosed
5 - recessed 6 - none

4 - none

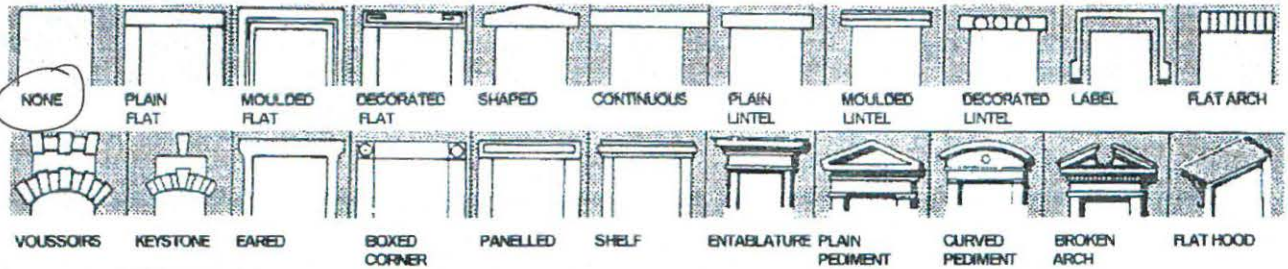
4 - enclosed

Typical Window shape: **Rectangle**

Typical type: 1 - single hung 2 - double hung 3 - casement 4 - vertical slider
5 - horizontal slider 6 - fixed 7 - undetermined 8 - other

Typical Panes: 1/1 2/2 3/6 2/4 6/6 picture other

Window Trim/Decoration:



Roof and Eaves Trim:



Alterations (note any visible alterations to the structure)

- It did have scallop work over the bay windows;
- Bay windows were removed in the 1950's


Other unusual or notable finishes or details:

- Built by Samuel Tobin;
- House was built in 1923
- Present owners – Frank & Stella Burke





018 back



018 right gable end

WITLESS BAY HERITAGE INVENTORY

Newfoundland and Labrador Architectural Inventory - General Architecture Page

01

Date Recorded: **Feb. 27/11**

Recorded By:

Barry Norris

Building Name: **Benny Maloney House**

Address:

Harbour Road, Witless Bay

Postal Code: **A0A 4K0**

Lat/Long (decimal degrees):

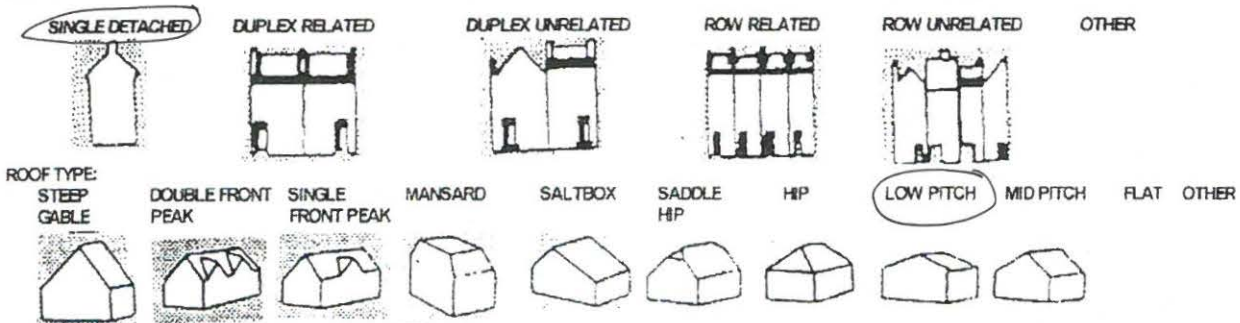
N. 47 16.809' W 052 49.460'

Property Width (m):

Property Depth (m):

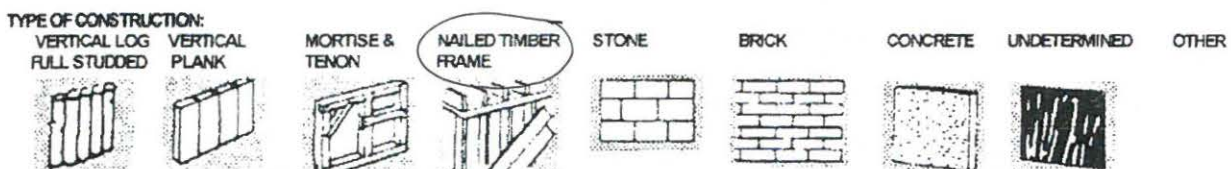
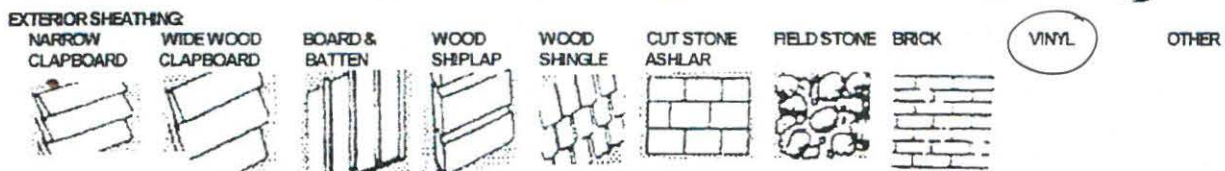
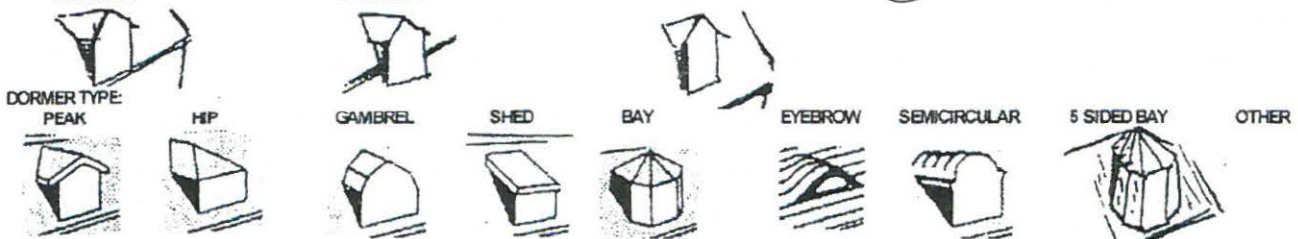
BUILDING TYPE: **10.0m**

7.75m



ROOFING MATERIAL: (A) WOOD SHINGLE (B) FELT (C) ASPHALT (D) SLATE (E) OTHER

DORMER POSITION: FLUSH WITH EAVE LINE CUT THROUGH EAVE LINE ABOVE EAVE LINE ☒ NONE ☐ OTHER



FOUNDATION TYPE: (A) ABOVE GROUND (B) BELOW GROUND (C) UNDETERMINED



STOREYS: 1 1.5 ☒ 2 2.5 3 3.5 4 OR MORE IRREGULAR OTHER



PLAN: SQUARE RECT. LONG F. RECT. SHORT FACADE L U T H CIRCLE POLYGON IRREGULAR OTHER



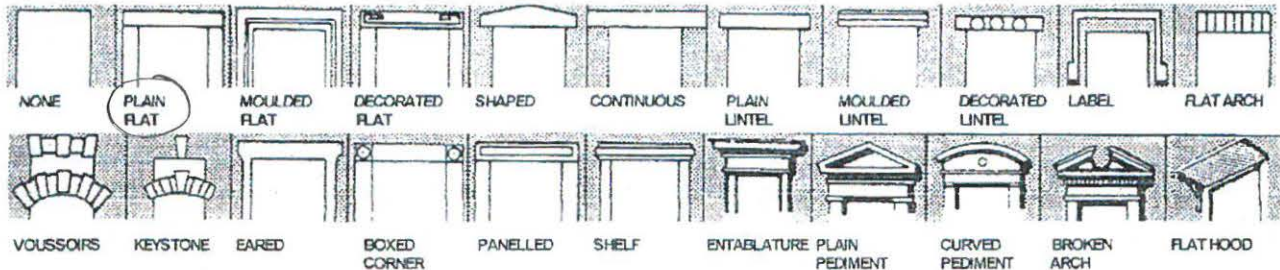
WITLESS BAY HERITAGE INVENTORY

Newfoundland and Labrador Architectural Inventory - Architectural Details Page

Main door shape: Rectangle

Main door material: 1 - solid wood 2 - wood plank 3 - wood panel 4 - wood w/glass
5 - modern metal 6 - metal w/glass 7 - glass 8 - other

Door Trim/Decoration:



Main entrance

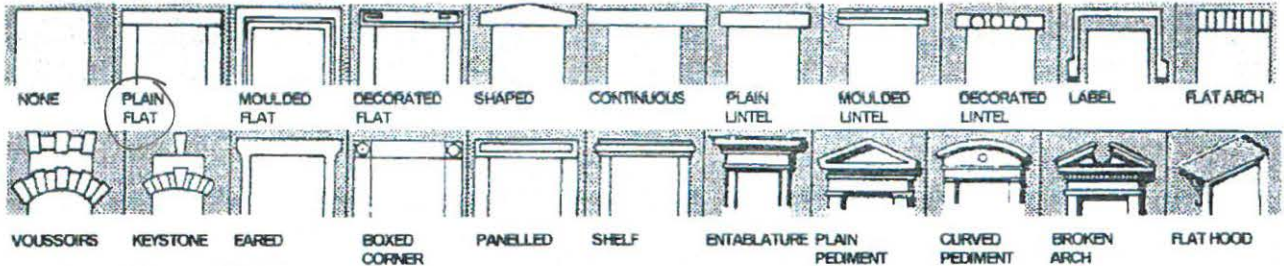
Location: 1 - front facade 2 - rear facade 3 - left gable end 4 - right gable end 5 - other
Stairs: 1 - straight front 2 - straight side (circled) 3 - double 4 - none
Porch type: 1 - stoop 2 - covered/open 3 - part enclosed 4 - enclosed (circled)
5 - recessed 6 - none

Typical Window shape: Rectangle

Typical type: 1 - single hung (circled) 2 - double hung 3 - casement 4 - vertical slider
5 - horizontal slider 6 - fixed 7 - undetermined 8 - other

Typical Panes: 1/1 (circled) 2/2 3/6 2/4 6/6 picture other

Window Trim/Decoration:



Roof and Eaves Trim:




Alterations (note any visible alterations to the structure)

Built c. 1910-20

Other unusual or notable finishes or details:

Present Owner – Pat Curran





WITLESS BAY HERITAGE INVENTORY

Newfoundland and Labrador Architectural Inventory - General Architecture Page

01

Date Recorded: **Feb. 28/11**

Recorded By:

Barry Norris

Building Name: **Henry Yard House**

Address:

Fisherman's Road, Witless Bay

Postal Code: **A0A 4K0**

Lat/Long (decimal degrees):

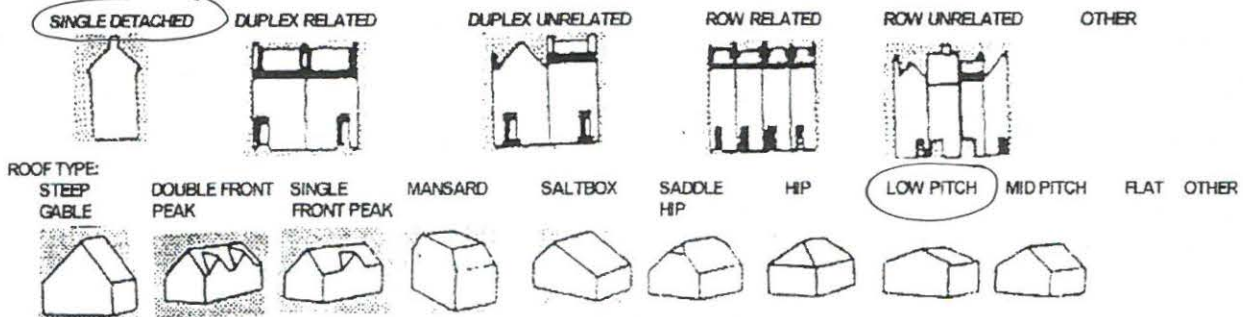
N. 47 16.833' W 052 49.477'

Property Width (m):

Property Depth (m):

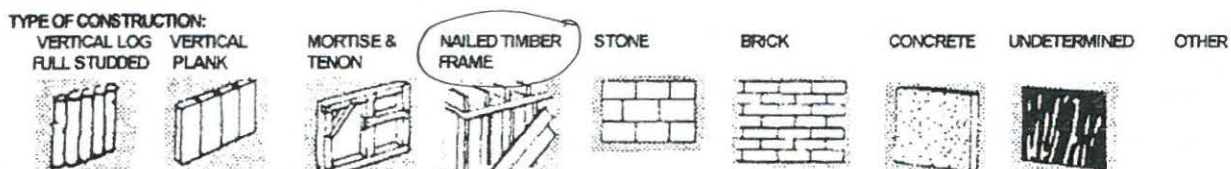
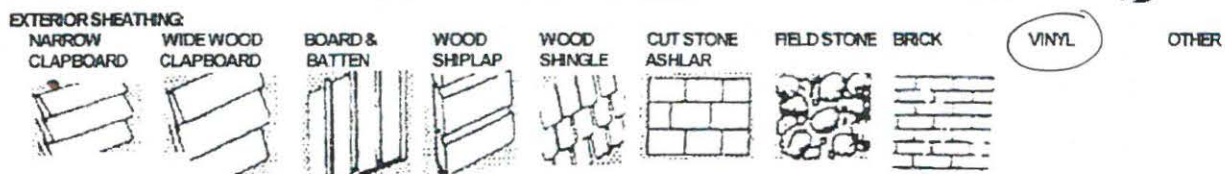
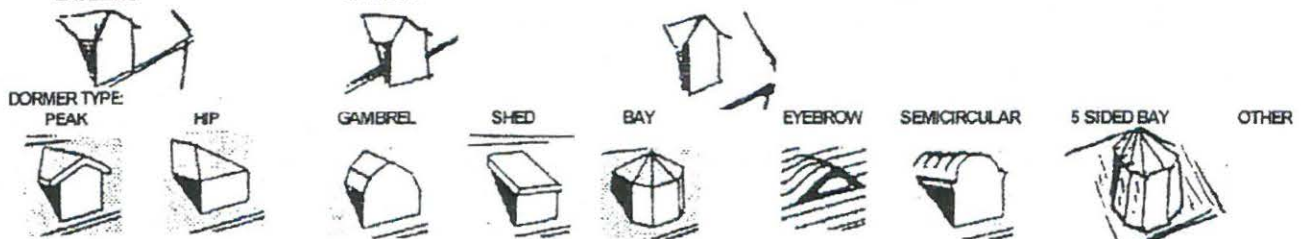
BUILDING TYPE: **8m**

10.m



ROOFING MATERIAL: (A) WOOD SHINGLE (B) FELT ☒ (C) ASPHALT (D) SLATE (E) OTHER

DORMER POSITION: ☒ FLUSH WITH EAVE LINE ☐ CUT THROUGH EAVE LINE ☐ ABOVE EAVE LINE ☐ NONE ☐ OTHER



FOUNDATION TYPE: ☒ (A) ABOVE GROUND ☐ (B) BELOW GROUND ☐ (C) UNDETERMINED



STOREYS: 1 1.5 ☒ 2 2.5 3 3.5 4 OR MORE IRREGULAR OTHER



PLAN: ☐ SQUARE ☒ RECT. LONG F. SHORT FACADE ☐ RECT. L ☐ U ☐ T ☐ H ☐ CIRCLE ☐ POLYGON ☐ IRREGULAR ☐ OTHER



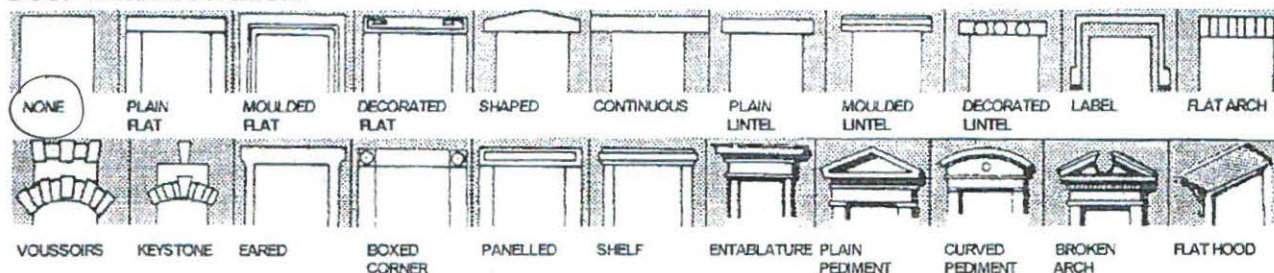
WITLESS BAY HERITAGE INVENTORY

Newfoundland and Labrador Architectural Inventory - Architectural Details Page

Main door shape: Rectangle

Main door material: 1 - solid wood 2 - wood plank 3 - wood panel 4 - wood w/glass
5 - modern metal 6 - metal w/glass 7 - glass 8 - other

Door Trim/Decoration:



Main entrance

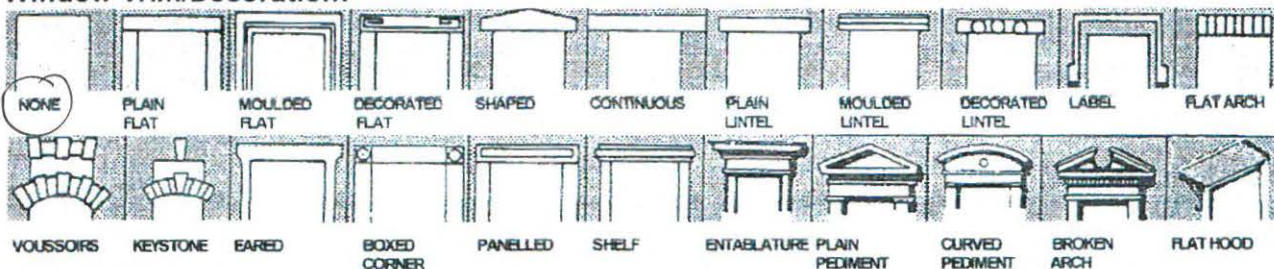
Location: 1 - front facade 2 - rear facade 3 - left gable end 4 - right gable end 5 - other
Stairs: 1 - straight front 2 - straight side 3 - double 4 - none
Porch type: 1 - stoop 2 - covered/open 3 - part enclosed 4 - enclosed
5 - recessed 6 - none

Typical Window shape: Rectangle

Typical type: 1 - single hung 2 - double hung 3 - casement 4 - vertical slider
5 - horizontal slider 6 - fixed 7 - undetermined 8 - other

Typical Panes: 1/1 2/2 3/6 2/4 6/6 picture other

Window Trim/Decoration:



Roof and Eaves Trim:



Alterations (note any visible alterations to the structure)

- According to present owner the house was originally a salt-box style. The house inside is still laid out like the old steep gable house with low ceilings and liney on the rear.

Other unusual or notable finishes or details:

- Built c. 1880-1900
- Present owner - Joe Yard





WITLESS BAY HERITAGE INVENTORY

02

Newfoundland and Labrador Architectural Inventory - General Architecture Page

Date Recorded: **Feb. 28/11**

Recorded By:

Barry Norris

Building Name: **Leonard Norris House**

Address:

Harbour Road, Witless Bay

Postal Code: **A0A 4K0**

Lat/Long (decimal degrees):

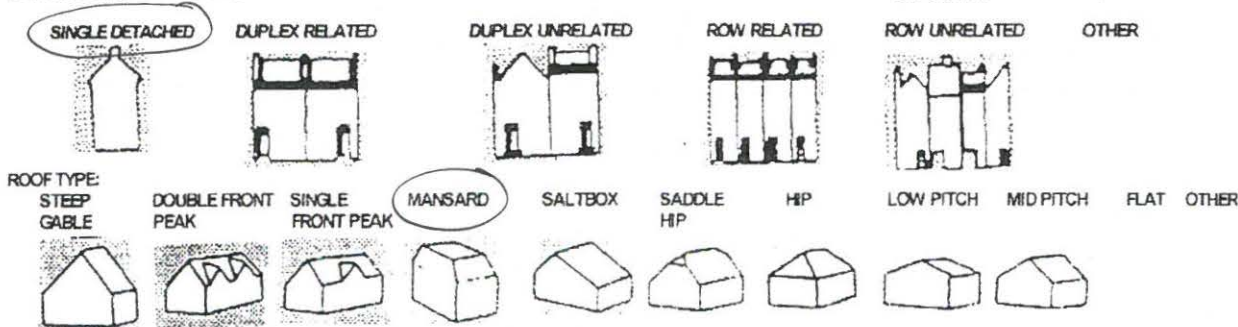
N. 47 16.850' W 052 49.334'

Property Width (m):

Property Depth (m):

BUILDING TYPE **7.45**

8.40m



ROOFING MATERIAL: (A) WOOD SHINGLE (B) FELT ☒ (C) ASPHALT (D) SLATE (E) OTHER

DORMER POSITION:
FLUSH WITH
EAVE LINE

CUT THROUGH
EAVE LINE

ABOVE EAVE LINE

☒ NONE

OTHER

DORMER TYPE:
PEAK

HIP

GAMBREL

SHED

BAY

EYEBROW

SEMICIRCULAR

5 SIDED BAY

OTHER

EXTERIOR SHEATHING:

NARROW
CLAPBOARD

WIDE WOOD
CLAPBOARD

BOARD &
BATTEN

WOOD
SHIPLAP

WOOD
SHINGLE

CUT STONE
ASHLAR

FIELD STONE

BRICK

☒ VINYL

OTHER

TYPE OF CONSTRUCTION:

VERTICAL LOG
FULL STUDDED

VERTICAL
PLANK

MORTISE &
TENON

☒ NAILED TIMBER
FRAME

STONE

BRICK

CONCRETE

UNDETERMINED

OTHER

FOUNDATION TYPE:

☒ (A) ABOVE GROUND

(B) BELOW GROUND (C) UNDETERMINED

FOUNDATION MATERIAL:

STONE WALL

STONE PILE

STONE W/WOOD

WOOD POST

HEWN LOG

CONCRETE

☒ CONCRETE
AND STONE

OTHER

STOREYS:

1

1.5

☒ 2

2.5

3

3.5

4 OR MORE

IRREGULAR

OTHER

PLAN:

SQUARE

☒ RECT.
LONG F.

RECT.
SHORT FACADE

L

U

T

H

CIRCLE

POLYGON

IRREGULAR

OTHER



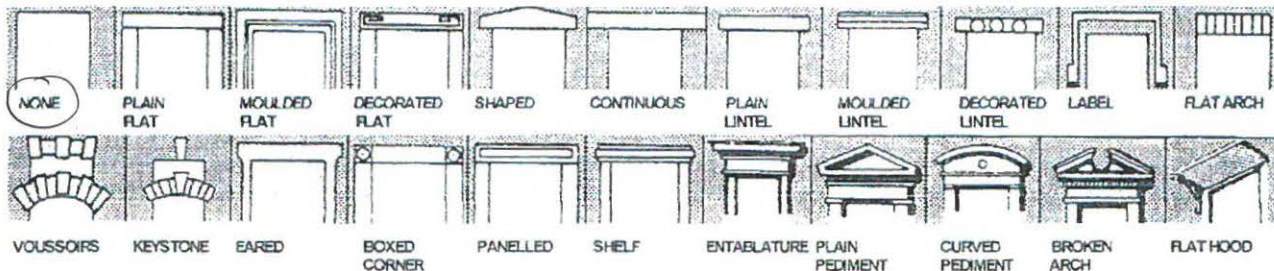
WITLESS BAY HERITAGE INVENTORY

Newfoundland and Labrador Architectural Inventory - Architectural Details Page

Main door shape: Rectangle

Main door material: 1 - solid wood 2 - wood plank 3 - wood panel 4 - wood w/glass
5 - modern metal 6 - metal w/glass 7 - glass 8 - other

Door Trim/Decoration:



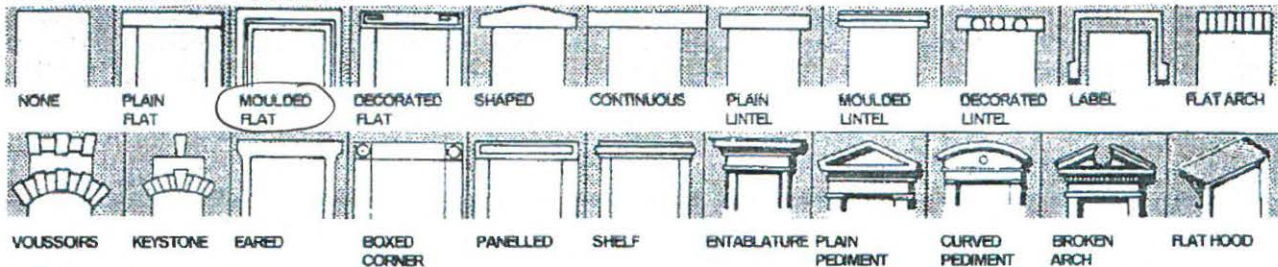
Main entrance

Location: 1 - front facade 2 - rear facade 3 - left gable end 4 - right gable end 5 - other
Stairs: 1 - straight front 2 - straight side 3 - double 4 - none
Porch type: 1 - stoop 2 - covered/open 3 - part enclosed 4 - enclosed
5 - recessed 6 - none

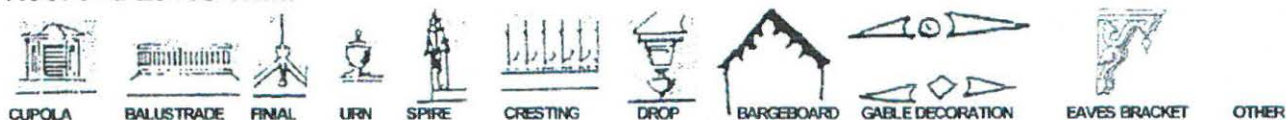
Typical Window shape:

Typical type: 1 - single hung 2 - double hung 3 - casement 4 - vertical slider
5 - horizontal slider 6 - fixed 7 - undetermined 8 - other
Typical Panes: 1/1 2/2 3/6 2/4 6/6 picture other

Window Trim/Decoration:



Roof and Eaves Trim:



Alterations (note any visible alterations to the structure)


- It had the semi-circular window typical of the Mansard roof style. They were replaced with sliding windows in the late 70's or early 80's, as a result the basic shape of the Mansard roof was flattened out.

Other unusual or notable finishes or details:

- It was built around 1900.



021 front



021 left gable end



WITLESS BAY HERITAGE INVENTORY

02

Newfoundland and Labrador Architectural Inventory - General Architecture Page

Date Recorded: **Feb. 28/11**

Recorded By:

Barry Norris

Building Name: **Ambrose Norris House**

Address:

The Lane (Norris), Witless Bay

Postal Code: **A0A 4K0**

Lat/Long (decimal degrees):





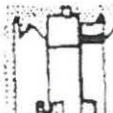





















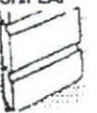
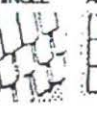
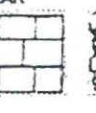



N. 47 16.973' W 052 48.917'

Property Width (m):

Property Depth (m):

BUILDING TYPE: **8.15m**

7.50

<input checked="" type="radio"/> SINGLE DETACHED 		<input type="radio"/> DUPLEX RELATED 		<input type="radio"/> DUPLEX UNRELATED 		<input type="radio"/> ROW RELATED 		<input type="radio"/> ROW UNRELATED 		<input type="radio"/> OTHER											
<input checked="" type="radio"/> STEEP GABLE 		<input type="radio"/> DOUBLE FRONT PEAK 		<input type="radio"/> SINGLE FRONT PEAK 		<input type="radio"/> MANSARD 		<input type="radio"/> SALTBOX 		<input type="radio"/> SADDLE HIP 		<input type="radio"/> HIP 		<input type="radio"/> LOW PITCH 		<input type="radio"/> MID PITCH 		<input type="radio"/> FLAT 		<input type="radio"/> OTHER	
ROOFING MATERIAL: <input checked="" type="radio"/> (A) WOOD SHINGLE (B) FELT (C) ASPHALT (D) SLATE (E) OTHER																					
DORMER POSITION: <input type="radio"/> FLUSH WITH EAVE LINE <input type="radio"/> CUT THROUGH EAVE LINE <input type="radio"/> ABOVE EAVE LINE <input checked="" type="radio"/> NONE <input type="radio"/> OTHER																					
<input type="radio"/> DORMER TYPE: PEAK 		<input type="radio"/> HIP 		<input type="radio"/> GAMBREL 		<input type="radio"/> SHED 		<input type="radio"/> BAY 		<input type="radio"/> EYEBROW 		<input type="radio"/> SEMICIRCULAR 		<input type="radio"/> 5 SIDED BAY 		<input type="radio"/> OTHER					
<input type="radio"/> NARROW CLAPBOARD 		<input type="radio"/> WIDE WOOD CLAPBOARD 		<input type="radio"/> BOARD & BATTEN 		<input type="radio"/> WOOD SHIPLAP 		<input type="radio"/> WOOD SHINGLE 		<input type="radio"/> CUT STONE ASHLAR 		<input type="radio"/> FIELD STONE 		<input type="radio"/> BRICK 		<input checked="" type="radio"/> VINYL 		<input type="radio"/> OTHER			
TYPE OF CONSTRUCTION: <input type="radio"/> VERTICAL LOG FULL STUDDED <input type="radio"/> VERTICAL PLANK <input checked="" type="radio"/> MORTISE & TENON <input checked="" type="radio"/> NAILED TIMBER FRAME <input type="radio"/> STONE <input type="radio"/> BRICK <input type="radio"/> CONCRETE <input type="radio"/> UNDETERMINED <input type="radio"/> OTHER																					
FOUNDATION TYPE: <input checked="" type="radio"/> (A) ABOVE GROUND (B) BELOW GROUND (C) UNDETERMINED																					
FOUNDATION MATERIAL: <input type="radio"/> STONE WALL <input type="radio"/> STONE PILE <input type="radio"/> STONE W/WOOD <input type="radio"/> WOOD POST <input type="radio"/> HEWN LOG <input type="radio"/> CONCRETE <input checked="" type="radio"/> CONCRETE AND STONE <input type="radio"/> OTHER																					
STOREYS: 1 <input checked="" type="radio"/> 1.5 <input type="radio"/> 2 <input type="radio"/> 2.5 <input type="radio"/> 3 <input type="radio"/> 3.5 <input type="radio"/> 4 OR MORE <input type="radio"/> IRREGULAR <input type="radio"/> OTHER																					
PLAN: <input checked="" type="radio"/> SQUARE <input checked="" type="radio"/> RECT. LONG F. <input type="radio"/> RECT. SHORT F. <input type="radio"/> L <input type="radio"/> U <input type="radio"/> T <input type="radio"/> H <input type="radio"/> CIRCLE <input type="radio"/> POLYGON <input type="radio"/> IRREGULAR <input type="radio"/> OTHER																					

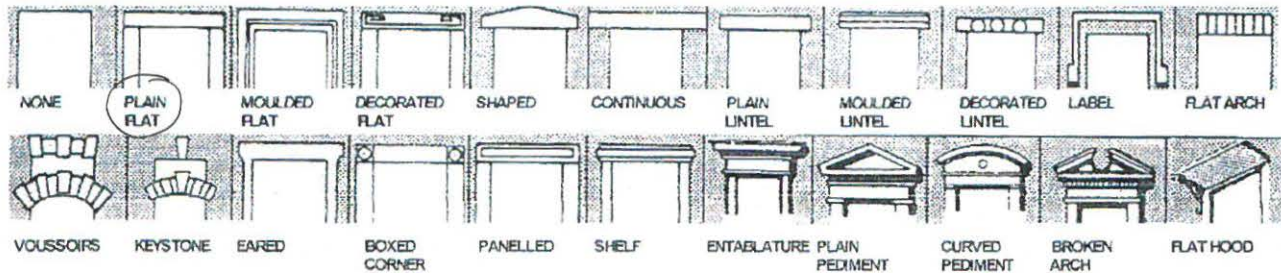
WITLESS BAY HERITAGE INVENTORY

Newfoundland and Labrador Architectural Inventory - Architectural Details Page

Main door shape: Rectangle

Main door material: 1 - solid wood 2 - wood plank 3 - wood panel 4 - wood w/glass
5 - modern metal 6 - metal w/glass 7 - glass 8 - other

Door Trim/Decoration:



Main entrance

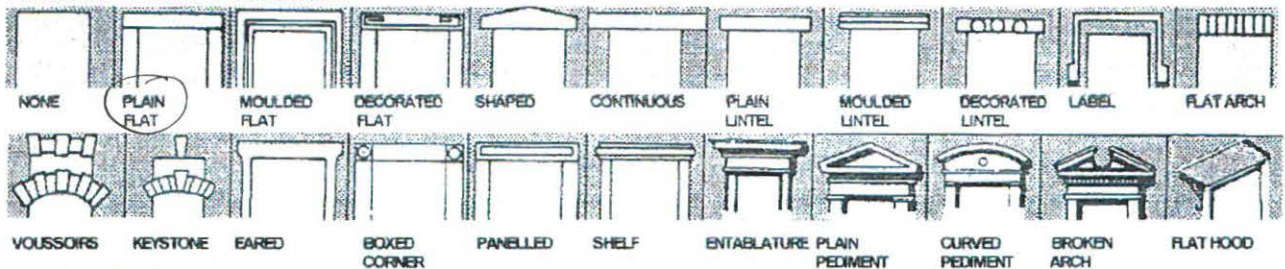
Location: 1 - front facade 2 - rear facade 3 - left gable end 4 - right gable end 5 - other
Stairs: 1 - straight front 2 - straight side 3 - double 4 - none
Porch type: 1 - stoop 2 - covered/open 3 - part enclosed 4 - enclosed
5 - recessed 6 - none

Typical Window shape: Rectangle

Typical type: 1 - single hung 2 - double hung 3 - casement 4 - vertical slider
5 - horizontal slider 6 - fixed 7 - undetermined 8 - other

Typical Panes: 1/1 2/2 3/6 2/4 6/6 picture other

Window Trim/Decoration:



Roof and Eaves Trim:



Alterations (note any visible alterations to the structure)

- On the east façade there were patio glass doors put in
- Leading onto and added deck - 2009
-

Other unusual or notable finishes or details:

- Still has the wooden shingles on one side that have been there over 50 years;
- The sills and wall studs are _____. This can be seen in the basement cellar. House was built around 1870, maybe earlier (My uncle Ambrose said the 1840's)





022 left gable end



022 front

WITLESS BAY HERITAGE INVENTORY

02

Newfoundland and Labrador Architectural Inventory - General Architecture Page

Date Recorded: **Feb. 28/11**

Recorded By:

Barry NorrisBuilding Name: **Mercy Nun's House**

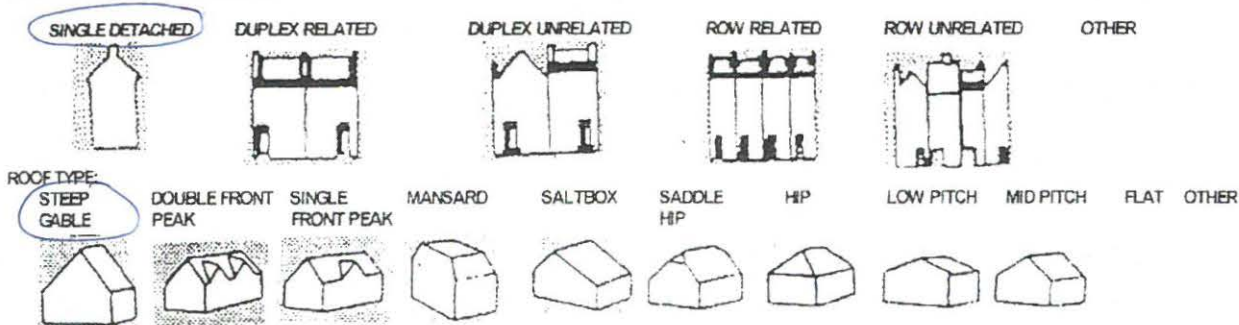
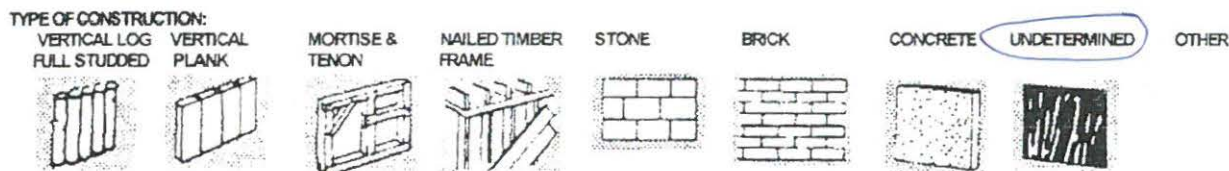
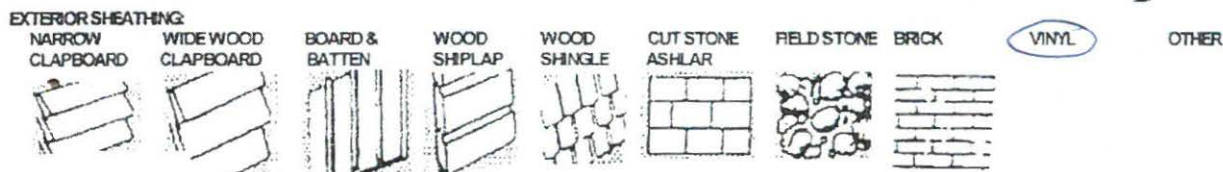
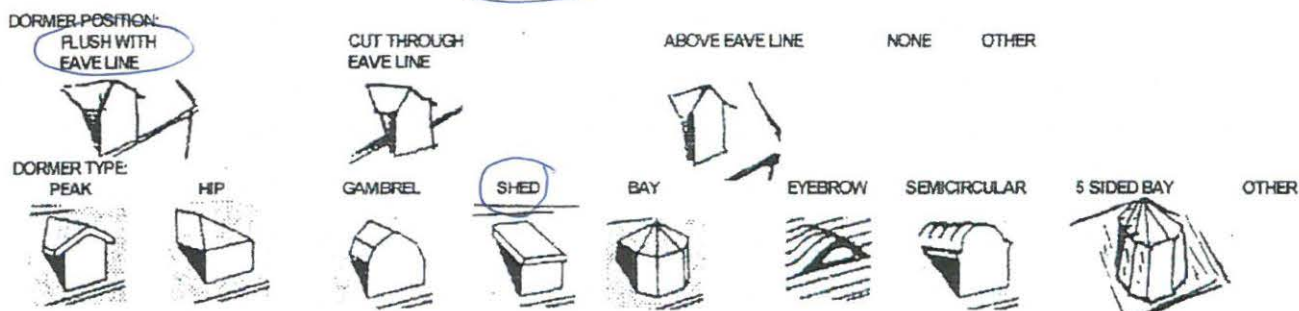
Address:

Gallows Cove Rd., Witless Bay

Postal Code:

A0A 4K0Lat/Long (decimal degrees) **N. 47 16.103' W 052 49.390'**

Property Width (m):

Property Depth (m): **8.10m**BUILDING TYPE: **8.10m**ROOFING MATERIAL: (A) WOOD SHINGLE (B) FELT **(C) ASPHALT** (D) SLATE (E) OTHERFOUNDATION TYPE: **(A) ABOVE GROUND** (B) BELOW GROUND (C) UNDETERMINEDSTOREYS: 1 **1.5** 2 2.5 3 3.5 4 OR MORE IRREGULAR OTHERPLAN: **SQUARE** RECT. RECT. L U T H CIRCLE POLYGON IRREGULAR OTHER

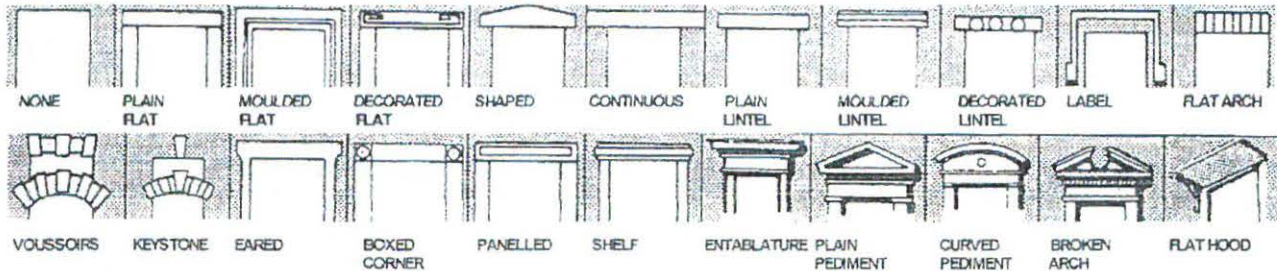
WITLESS BAY HERITAGE INVENTORY

Newfoundland and Labrador Architectural Inventory - Architectural Details Page

Main door shape: **Rectangle**

Main door material: 1 - solid wood 2 - wood plank 3 - wood panel 4 - wood w/glass
5 - modern metal 6 - metal w/glass 7 - glass 8 - other

Door Trim/Decoration:



Main entrance

Location: 1 - front facade 2 - rear facade 3 - left gable end 4 - right gable end 5 - other

Stairs: 1 - straight front 2 - straight side 3 - double 4 - none

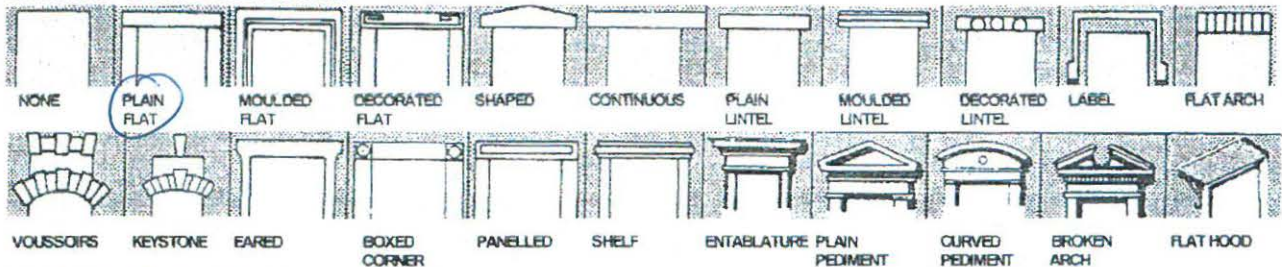
Porch type: 1 - stoop 2 - covered/open 3 - part enclosed 4 - enclosed
5 - recessed 6 - none

Typical Window shape: **rectangle**

Typical type: 1 - single hung 2 - double hung 3 - casement 4 - vertical slider
5 - horizontal slider 6 - fixed 7 - undetermined 8 - other

Typical Panes: 1/1 2/2 3/6 2/4 6/6 picture other

Window Trim/Decoration:



Roof and Eaves Trim:



Alterations (note any visible alterations to the structure)

- On the rear of the house is a porch or liney. Not sure if it was added on or if it was the original;
- There is also a dormer window on the rear.
-

Other unusual or notable finishes or details:

- This was a summer home for the religious order of the Mercy Sisters
- Certainly had it in the 1920's
- Not sure if they are the original owners
- Not sure who the owners are at present
- (Was told it was a steep gable salt-box original.





WITLESS BAY HERITAGE INVENTORY

02

Newfoundland and Labrador Architectural Inventory - General Architecture Page

Date Recorded: **Feb. 28/11**

Recorded By: **Barry Norris**

Building Name: **Michael Dunne House** Address: **Dunne's' Lane, Witless Bay**

Postal Code: **A0A 4K0**

Lat/Long (decimal degrees): **N. 47 16.539' W 052 49.872'**

Property Width (m): **8.35m**

Property Depth (m): **5.90m**

BUILDING TYPE

SINGLE DETACHED



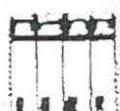
DUPLEX RELATED



DUPLEX UNRELATED



ROW RELATED



ROW UNRELATED



OTHER

ROOF TYPE

STEEP GABLE



DOUBLE FRONT PEAK



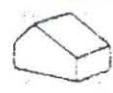
SINGLE FRONT PEAK



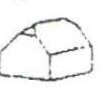
MANSARD



SALTBOX



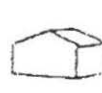
SADDLE HIP



HIP



LOW PITCH



MID PITCH



FLAT



OTHER

ROOFING MATERIAL:

(A) WOOD SHINGLE (B) FELT **(C) ASPHALT** (D) SLATE (E) OTHER

DORMER POSITION:

FLUSH WITH EAVE LINE



CUT THROUGH EAVE LINE



ABOVE EAVE LINE



NONE

OTHER

DORMER TYPE:

PEAK



HIP



GAMBREL



SHED



BAY



EYEBROW



SEMICIRCULAR



5 SIDED BAY



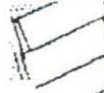
OTHER

EXTERIOR SHEATHING:

NARROW CLAPBOARD



WIDE WOOD CLAPBOARD



BOARD & BATTEN



WOOD SHIPLAP



WOOD SHINGLE



CUT STONE ASHLAR



FIELD STONE



BRICK



VINYL



OTHER

TYPE OF CONSTRUCTION:

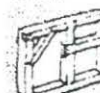
VERTICAL LOG FULL STUDDED



VERTICAL PLANK



MORTISE & TENON



NAILED TIMBER FRAME



STONE



BRICK



CONCRETE



UNDETERMINED



OTHER

FOUNDATION TYPE:

(A) ABOVE GROUND **(B) BELOW GROUND** (C) UNDETERMINED

FOUNDATION MATERIAL:

STONE WALL



STONE PILE



STONE W/ WOOD



WOOD POST



HEWN LOG



CONCRETE



CONCRETE AND STONE



OTHER

STOREYS:

1

1.5

2

2.5

3

3.5

4 OR MORE IRREGULAR OTHER



PLAN:

RECT. LONG F.

RECT. SHORT FACADE

L

U

T

H

CIRCLE

POLYGON

IRREGULAR

OTHER



WITLESS BAY HERITAGE INVENTORY

Newfoundland and Labrador Architectural Inventory - Architectural Details Page

Main door shape: **Rectangle**

Main door material: 1 - solid wood

2 - wood plank

3 - wood panel

4 - wood w/glass

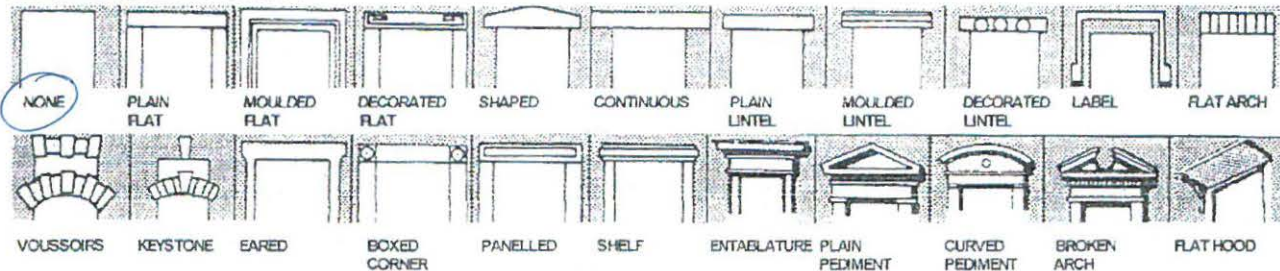
5 - modern metal

6 - metal w/glass

7 - glass

8 - other

Door Trim/Decoration:



Main entrance

Location: 1 - front facade

2 - rear facade

3 - left gable end

4 - right gable end

5 - other

Stairs: 1 - straight front

2 - straight side

3 - double

4 - none

Porch type: 1 - stoop

2 - covered/open

3 - part enclosed

4 - enclosed

5 - recessed

6 - none

Typical Window shape:

Typical type: 1 - single hung

2 - double hung

3 - casement

4 - vertical slider

5 - horizontal slider

6 - fixed

7 - undetermined

8 - other

Typical Panes:

1/1

2/2

3/6

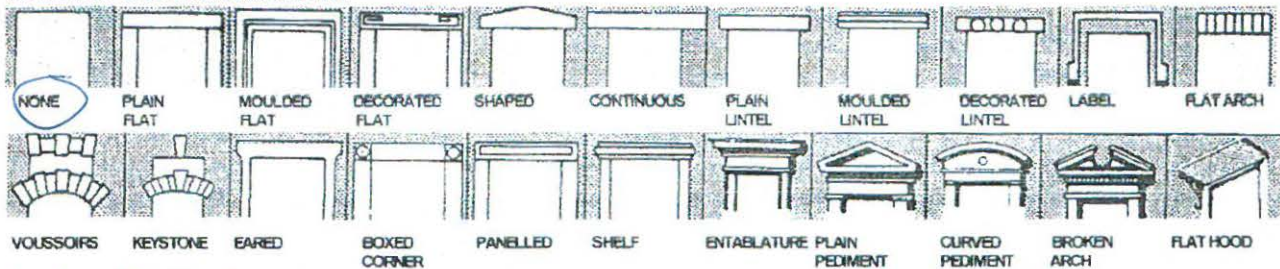
2/4

6/6

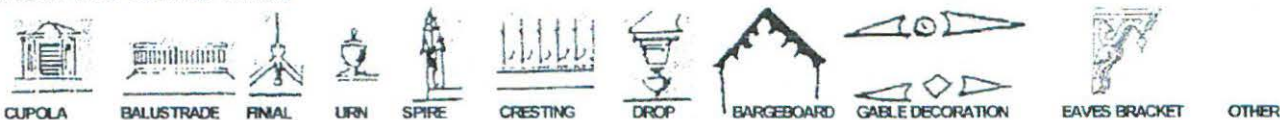
picture

other

Window Trim/Decoration:



Roof and Eaves Trim:



Alterations (note any visible alterations to the structure)

- Wooden deck added on front facade

Other unusual or notable finishes or details:

- Original owner, Michael Dunne Sr., was great-grandfather of present owner, Ernie Dunne
- Built around 1870's-80's.





WITLESS BAY HERITAGE INVENTORY

Newfoundland and Labrador Architectural Inventory - General Architecture Page

Date Recorded: **Feb. 28/11**

Recorded By:

Barry Norris

Building Name: **Willie Carey House**

Address:

Williams' Lane, Witless Bay

Postal Code: **A0A 4K0**

Lat/Long (decimal degrees):

N. 47 16.515' W 052 49.898'

Property Width (m):

Property Depth (m):

BUILDING TYPE: **8.40m**

10.0 inc. (one storey addition of 4m)

SINGLE DETACHED

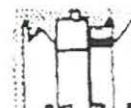
DUPLEX RELATED

DUPLEX UNRELATED

ROW RELATED

ROW UNRELATED

OTHER



ROOF TYPE:

STEEP
GABLE

DOUBLE FRONT
PEAK

SINGLE
FRONT PEAK

MANSARD

SALTBOX

SADDLE
HIP

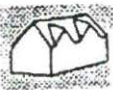
HIP

LOW PITCH

MID PITCH

FLAT

OTHER



ROOFING MATERIAL:

(A) WOOD SHINGLE

(B) FELT

(C) ASPHALT

(D) SLATE

(E) OTHER

DORMER POSITION:

FLUSH WITH
EAVE LINE

CUT THROUGH
EAVE LINE

ABOVE EAVE LINE

NONE

OTHER



DORMER TYPE:

PEAK

HIP

GAMBREL

SHED

BAY

EYEBROW

SEMICIRCULAR

5 SIDED BAY

OTHER



EXTERIOR SHEATHING:

NARROW
CLAPBOARD

WIDE WOOD
CLAPBOARD

BOARD &
BATTEN

WOOD
SHIPLAP

WOOD
SHINGLE


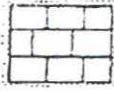
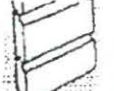
CUT STONE
ASHLAR

FIELD STONE

BRICK

VINYL

OTHER



TYPE OF CONSTRUCTION:

VERTICAL LOG
FULL STUDDED

VERTICAL
PLANK

MORTISE &
TENON

**NAILED TIMBER
FRAME**

STONE

BRICK

CONCRETE

UNDETERMINED

OTHER



FOUNDATION TYPE:

(A) ABOVE GROUND

(B) BELOW GROUND

(C) UNDETERMINED

FOUNDATION MATERIAL:

STONE WALL

STONE PILE

STONE W/ WOOD

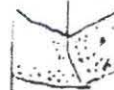

WOOD POST

HEWN LOG

CONCRETE

CONCRETE
AND STONE

OTHER



STOREYS:

1

1.5

2

2.5

3

3.5

4 OR MORE

IRREGULAR

OTHER



PLAN:

SQUARE

RECT.

RECT.

L

U

T

H

CIRCLE

POLYGON

IRREGULAR

OTHER



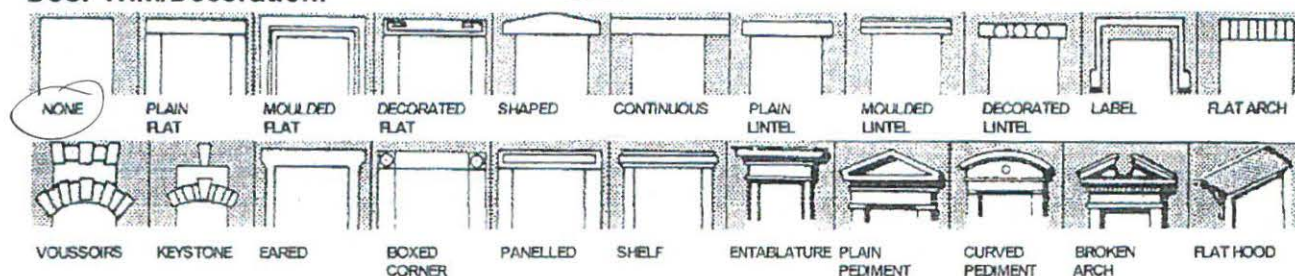
WITLESS BAY HERITAGE INVENTORY

Newfoundland and Labrador Architectural Inventory - Architectural Details Page

Main door shape: Rectangle

Main door material: 1 - solid wood 2 - wood plank 3 - wood panel 4 - wood w/glass
5 - modern metal 6 - metal w/glass 7 - glass 8 - other

Door Trim/Decoration:



Main entrance

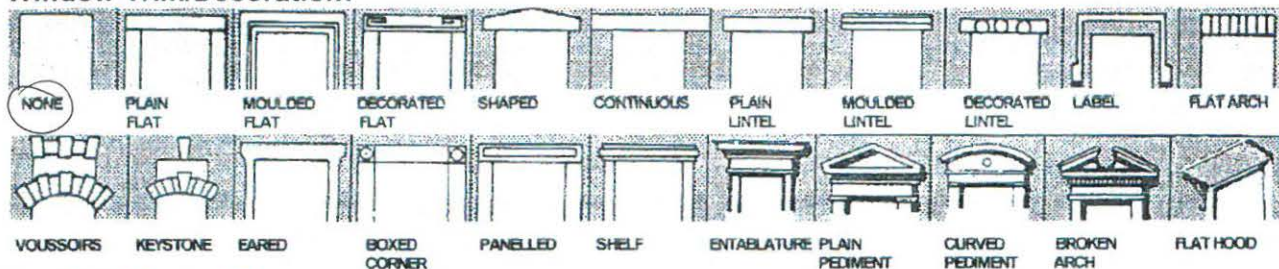
Location: 1 - front facade 2 - rear facade 3 - left gable end 4 - right gable end 5 - other
Stairs: 1 - straight front 2 - straight side 3 - double 4 - none
Porch type: 1 - stoop 2 - covered/open 3 - part enclosed 4 - enclosed
5 - recessed 6 - none

Typical Window shape: Rectangle

Typical type: 1 - single hung 2 - double hung 3 - casement 4 - vertical slider
5 - horizontal slider 6 - fixed 7 - undetermined 8 - other

Typical Panes: 1/1 2/2 3/6 2/4 6/6 picture other

Window Trim/Decoration:



Roof and Eaves Trim:



Alterations (note any visible alterations to the structure)

- Has an addition of 4m's added 70 or 80 years ago.

Other unusual or notable finishes or details:

- Present owners think it was a salt box at one time;
- It has the same original foot print of a salt box next door;
- Built c. 1880-1900
- Present owner-Ernie Dunne





WITLESS BAY HERITAGE INVENTORY

Newfoundland and Labrador Architectural Inventory - General Architecture Page

0:

Date Recorded: **Mar. 2/11**

Recorded By:

Barry Norris

Building Name: **Paddy Yard House**

Address:

Harbour Road, Witless Bay

Postal Code: **A0A 4K0**

Lat/Long (decimal degrees):

N. 47 16.861' W 052 49.246'





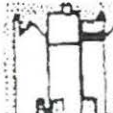
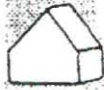

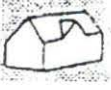
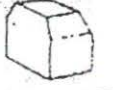

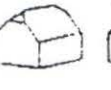
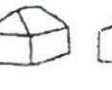
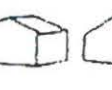















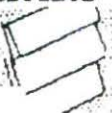


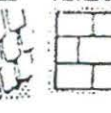
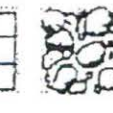





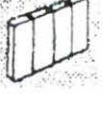



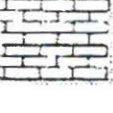








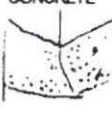






















Property Width (m):

Property Depth (m):

BUILDING TYPE

9.90(1.5m including porch on west gable end)

8.40m

<input checked="" type="radio"/> SINGLE DETACHED		<input type="radio"/> DUPLEX RELATED	<input type="radio"/> DUPLEX UNRELATED	<input type="radio"/> ROW RELATED	<input type="radio"/> ROW UNRELATED	<input type="radio"/> OTHER						
												
ROOF TYPE:		DOUBLE FRONT PEAK	SINGLE FRONT PEAK	MANSARD	SALTBOX	SADDLE HIP	HIP	LOW PITCH	<input checked="" type="radio"/> MID PITCH	FLAT	OTHER	
												
ROOFING MATERIAL:		(A) WOOD SHINGLE	(B) FELT	<input checked="" type="radio"/> (C) ASPHALT	(D) SLATE	(E) OTHER						
DORMER POSITION:		FLUSH WITH EAVE LINE		CUT THROUGH EAVE LINE		ABOVE EAVE LINE		<input checked="" type="radio"/> NONE		OTHER		
												
DORMER TYPE:		PEAK	HIP	GAMBREL	SHED	BAY	EYEBROW	SEMICIRCULAR	5 SIDED BAY	OTHER		
												
EXTERIOR SHEATHING:		NARROW CLAPBOARD	WIDE WOOD CLAPBOARD	BOARD & BATTEN	WOOD SHIPLAP	WOOD SHINGLE	CUT STONE ASHLAR	FIELD STONE	BRICK	<input checked="" type="radio"/> VINYL	OTHER	
												
TYPE OF CONSTRUCTION:		VERTICAL LOG FULL STUDDED	VERTICAL PLANK	MORTISE & TENON	<input checked="" type="radio"/> NAILED TIMBER FRAME	STONE	BRICK	CONCRETE	UNDETERMINED	OTHER		
												
FOUNDATION TYPE:		(A) ABOVE GROUND		<input checked="" type="radio"/> (B) BELOW GROUND		(C) UNDETERMINED						
FOUNDATION MATERIAL:		STONE WALL	STONE PILE	STONE W/ WOOD	WOOD POST	<input checked="" type="radio"/> HEWN LOG	CONCRETE	CONCRETE AND STONE	OTHER			
												
STOREYS:		1	<input checked="" type="radio"/> 1.5	2	2.5	3	3.5	4 OR MORE	IRREGULAR	OTHER		
												
PLAN:		SQUARE	<input checked="" type="radio"/> RECT. LONG F.	RECT. SHORT FACADE	L	U	T	H	CIRCLE	POLYGON	IRREGULAR	OTHER
												

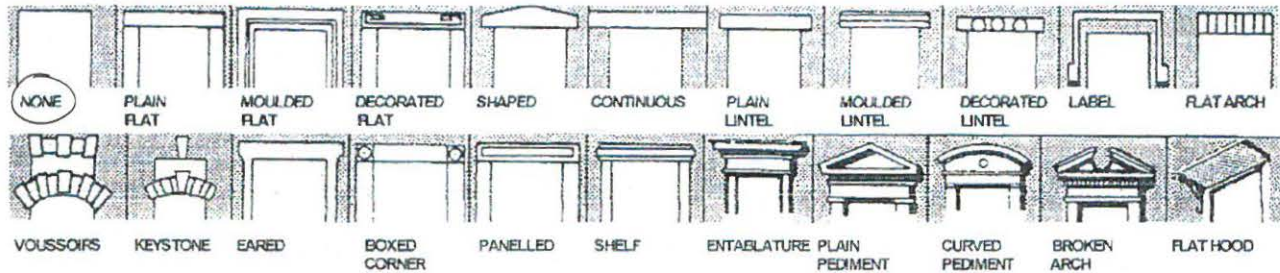
WITLESS BAY HERITAGE INVENTORY

Newfoundland and Labrador Architectural Inventory - Architectural Details Page

Main door shape: Rectangle

Main door material: 1 - solid wood 2 - wood plank 3 - wood panel 4 - wood w/glass
5 - modern metal 6 - metal w/glass 7 - glass 8 - other

Door Trim/Decoration:



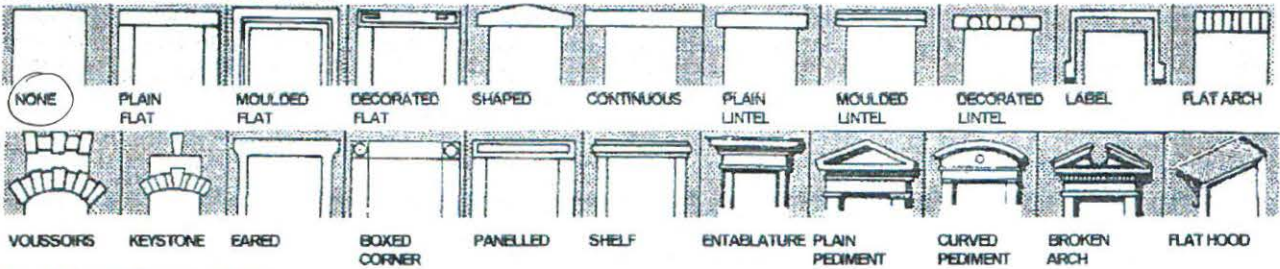
Main entrance

Location: 1 - front facade 2 - rear facade 3 - left gable end 4 - right gable end 5 - other
Stairs: 1 - straight front 2 - straight side 3 - double 4 - none
Porch type: 1 - stoop 2 - covered/open 3 - part enclosed 4 - enclosed
5 - recessed 6 - none

Typical Window shape:

Typical type: 1 - single hung 2 - double hung 3 - casement 4 - vertical slider
5 - horizontal slider 6 - fixed 7 - undetermined 8 - other
Typical Panes: 1/1 2/2 3/6 2/4 6/6 picture other

Window Trim/Decoration:



Roof and Eaves Trim:



Alterations (note any visible alterations to the structure)


- It was a salt box house in the beginning;
- It had alterations to the roof to raise it, in the 1950's;
- On the front façade there is what seems to be an addition in the form of a bay, used as a porch and window inset on the upper floor.

Other unusual or notable finishes or details:

- Original owners were the Carey's;
- Paddy Yard owned it up until his death in the 1980's;
- Built c. 1880-1890;
- Present owner – Mike Ryan



026 left gable end



026 front



026 right gable end



026 back

WITLESS BAY HERITAGE INVENTORY

Newfoundland and Labrador Architectural Inventory - General Architecture Page

0

Date Recorded: **Mar. 2/11**

Recorded By: **Barry Norris**

Building Name: **Lar Norris House**

Address: **Lar Norris' Lane, Witless Bay**

Postal Code: **A0A 4K0**

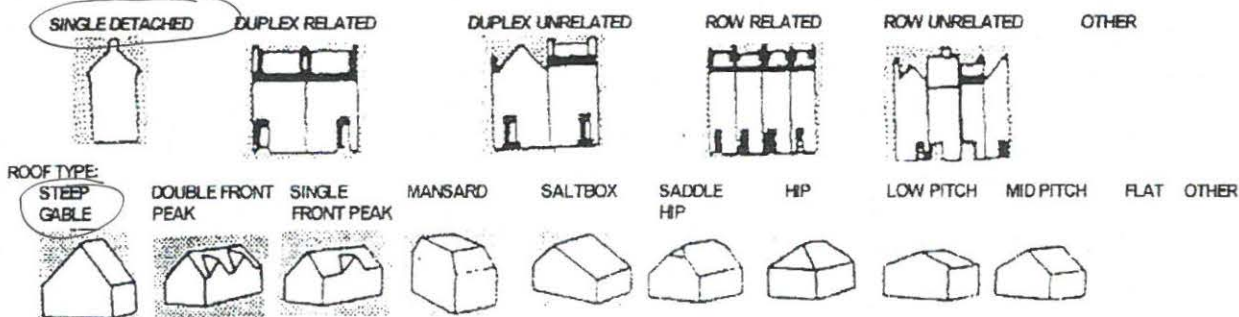
Lat/Long (decimal degrees): **N. 47 16.877' W 052 49.275**

Property Width (m):

Property Depth (m):

BUILDING TYPE: **6.30**

4.50m



ROOFING MATERIAL: (A) WOOD SHINGLE (B) FELT (C) ASPHALT (D) SLATE (E) OTHER

DORMER POSITION: FLUSH WITH EAVE LINE

CUT THROUGH EAVE LINE

ABOVE EAVE LINE

NONE (circled)

OTHER

DORMER TYPE: PEAK

HIP

GAMBREL

SHED

BAY

EYEBROW

SEMICIRCULAR

5 SIDED BAY

OTHER

EXTERIOR SHEATHING:

NARROW CLAPBOARD

WIDE WOOD CLAPBOARD

BOARD & BATTEN

WOOD SHIPLAP

WOOD SHINGLE

CUT STONE ASHLAR

FIELD STONE

BRICK

VINYL

OTHER

TYPE OF CONSTRUCTION:

VERTICAL LOG FULL STUDDED

VERTICAL PLANK

MORTISE & TENON

NAILED TIMBER FRAME

STONE

BRICK

CONCRETE

UNDETERMINED (circled)

OTHER

FOUNDATION TYPE:

(A) ABOVE GROUND (B) BELOW GROUND (C) UNDETERMINED

FOUNDATION MATERIAL:

STONE WALL

STONE PILE

STONE W/WOOD

WOOD POST

HEWN LOG

CONCRETE

CONCRETE AND STONE (circled)

OTHER

STOREYS:

1

1.5 (circled)

2

2.5

3

3.5

4 OR MORE

IRREGULAR

OTHER

PLAN:

SQUARE RECT. LONG F. SHORT FAÇADE (circled)

RECT.

L

U

T

H

CIRCLE

POLYGON

IRREGULAR

OTHER



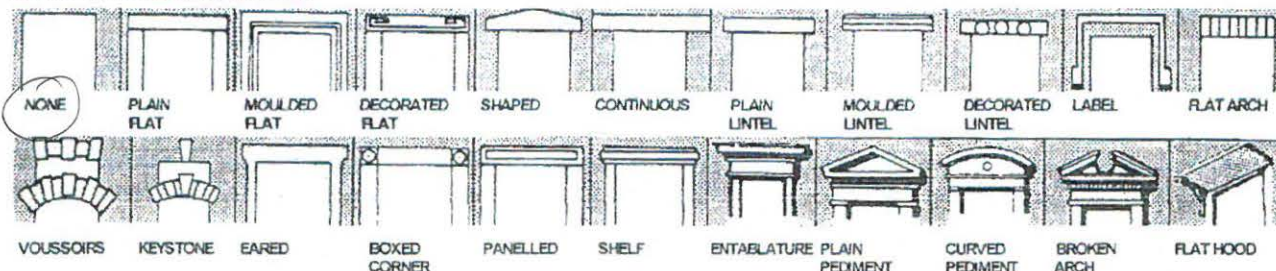
WITLESS BAY HERITAGE INVENTORY

Newfoundland and Labrador Architectural Inventory - Architectural Details Page

Main door shape: **Rectangle**

Main door material: 1 - solid wood 2 - wood plank 3 - wood panel 4 - wood w/glass
5 - modern metal 6 - metal w/glass 7 - glass 8 - other

Door Trim/Decoration:



Main entrance

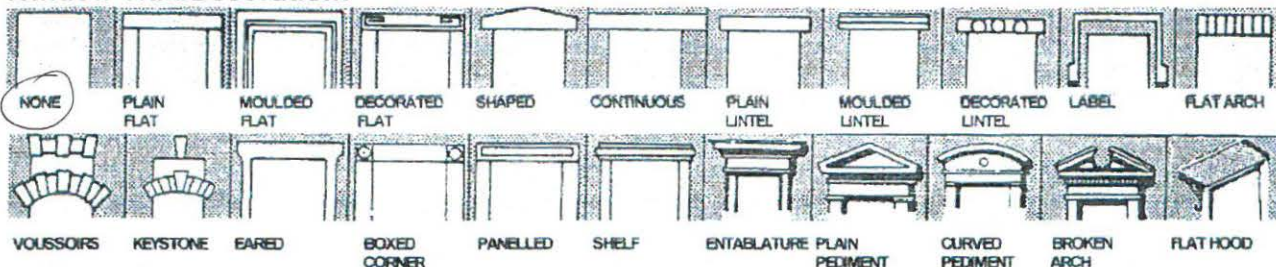
Location: 1 - front facade 2 - rear facade 3 - left gable end 4 - right gable end 5 - other
Stairs: 1 - straight front 2 - straight side 3 - double 4 - none
Porch type: 1 - stoop 2 - covered/open 3 - part enclosed 4 - enclosed
5 - recessed 6 - none

Typical Window shape: **rectangle**

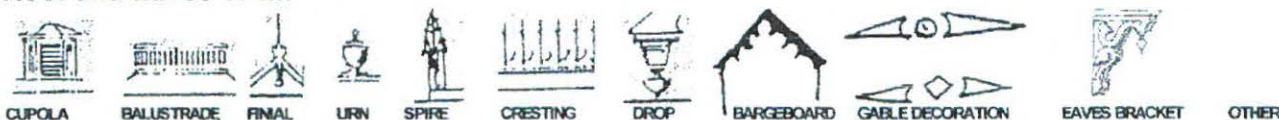
Typical type: 1 - single hung 2 - double hung 3 - casement 4 - vertical slider
5 - horizontal slider 6 - fixed 7 - undetermined 8 - other

Typical Panes: 1/1 2/2 3/6 2/4 6/6 picture other

Window Trim/Decoration:



Roof and Eaves Trim:



Alterations (note any visible alterations to the structure)

- I don't know if it was an alteration but the house has only one entrance.

Other unusual or notable finishes or details:

- The house has only one room downstairs and a small loft bedroom
- Built 1880-1895.



027 left gable end



027 front



027 right gable end



027 back

WITLESS BAY HERITAGE INVENTORY

Newfoundland and Labrador Architectural Inventory - General Architecture Page

Date Recorded: **Mar. 2/11**

Recorded By: **Barry Norris**

Building Name: **Mary Ann's House**

Address: **North Side Track, Witless Bay**

Postal Code: **A0A 4K0**








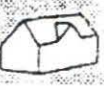






















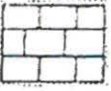







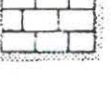








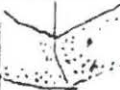
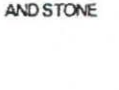



















Lat/Long (decimal degrees): **N. 47 17.047 W 052 49.143'**

Property Width (m):

Property Depth (m):

BUILDING TYPE: **7.11m**

4.20m

BUILDING TYPE:		7.11m		4.20m						
<input checked="" type="radio"/> SINGLE DETACHED	<input type="radio"/> DUPLEX RELATED	<input type="radio"/> DUPLEX UNRELATED	<input type="radio"/> ROW RELATED	<input type="radio"/> ROW UNRELATED	<input type="radio"/> OTHER					
										
ROOF TYPE:										
<input checked="" type="radio"/> STEEP GABLE	<input type="radio"/> DOUBLE FRONT PEAK	<input type="radio"/> SINGLE FRONT PEAK	<input type="radio"/> MANSARD	<input type="radio"/> SALTBOX	<input type="radio"/> SADDLE HP	<input type="radio"/> HIP	<input type="radio"/> LOW PITCH	<input type="radio"/> MID PITCH	<input type="radio"/> FLAT	<input type="radio"/> OTHER
										
ROOFING MATERIAL:										
<input type="radio"/> (A) WOOD SHINGLE <input type="radio"/> (B) FELT <input checked="" type="radio"/> (C) ASPHALT <input type="radio"/> (D) SLATE <input type="radio"/> (E) OTHER										
DORMER POSITION:										
<input checked="" type="radio"/> FLUSH WITH EAVE LINE		<input type="radio"/> CUT THROUGH EAVE LINE	<input type="radio"/> ABOVE EAVE LINE			<input type="radio"/> NONE	<input type="radio"/> OTHER			
										
DORMER TYPE:										
<input checked="" type="radio"/> PEAK	<input type="radio"/> HP	<input type="radio"/> GAMBREL	<input type="radio"/> SHED	<input type="radio"/> BAY	<input type="radio"/> EYEBROW	<input type="radio"/> SEMICIRCULAR	<input type="radio"/> 5 SIDED BAY	<input type="radio"/> OTHER		
										
EXTERIOR SHEATHING:										
<input type="radio"/> NARROW CLAPBOARD	<input type="radio"/> WIDE WOOD CLAPBOARD	<input type="radio"/> BOARD & BATTEN	<input type="radio"/> WOOD SHIPLAP	<input type="radio"/> WOOD SHINGLE	<input type="radio"/> CUT STONE ASHLAR	<input type="radio"/> FIELD STONE	<input type="radio"/> BRICK	<input checked="" type="radio"/> VINYL	<input type="radio"/> OTHER	
										
TYPE OF CONSTRUCTION:										
<input checked="" type="radio"/> VERTICAL LOG FULL STUDDED	<input type="radio"/> VERTICAL PLANK	<input type="radio"/> MORTISE & TENON	<input type="radio"/> NAILED TIMBER FRAME	<input type="radio"/> STONE	<input type="radio"/> BRICK	<input type="radio"/> CONCRETE	<input type="radio"/> UNDETERMINED	<input type="radio"/> OTHER		
										
FOUNDATION TYPE:										
<input type="radio"/> (A) ABOVE GROUND <input checked="" type="radio"/> (B) BELOW GROUND <input type="radio"/> (C) UNDETERMINED										
FOUNDATION MATERIAL:										
<input type="radio"/> STONE WALL	<input type="radio"/> STONE PILE	<input type="radio"/> STONE W/ WOOD	<input type="radio"/> WOOD POST	<input checked="" type="radio"/> HEWN LOG	<input type="radio"/> CONCRETE	<input type="radio"/> CONCRETE AND STONE	<input type="radio"/> OTHER			
										
STOREYS:										
1	<input checked="" type="radio"/> 1.5	2	2.5	3	3.5	4 OR MORE	IRREGULAR	OTHER		
										
PLAN:										
<input type="radio"/> SQUARE	<input checked="" type="radio"/> RECT. LONG F.	<input type="radio"/> RECT. SHORT FACADE	<input type="radio"/> L	<input type="radio"/> U	<input type="radio"/> T	<input type="radio"/> H	<input type="radio"/> CIRCLE	<input type="radio"/> POLYGON	<input type="radio"/> IRREGULAR	<input type="radio"/> OTHER
										

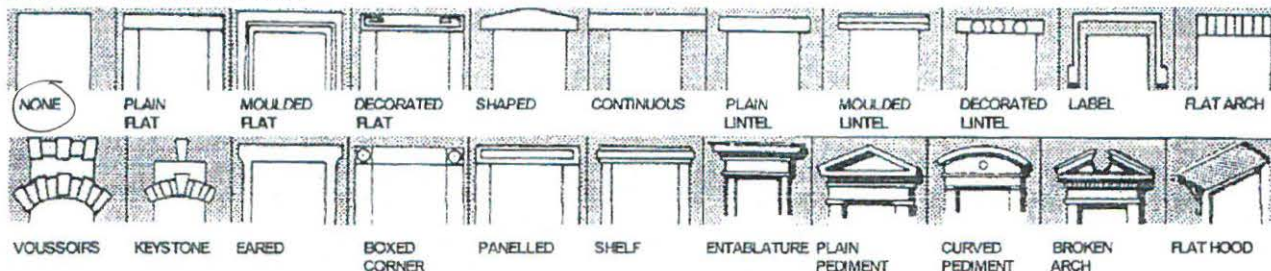
WITLESS BAY HERITAGE INVENTORY

Newfoundland and Labrador Architectural Inventory - Architectural Details Page

Main door shape: **Rectangle**

Main door material: 1 - solid wood 2 - wood plank 3 - wood panel 4 - wood w/glass
5 - modern metal 6 - metal w/glass 7 - glass 8 - other

Door Trim/Decoration:



Main entrance

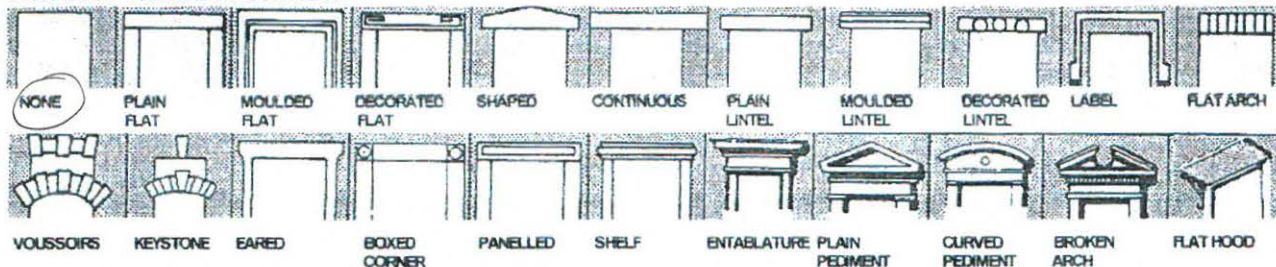
Location: 1 - front facade 2 - rear facade 3 - left gable end 4 - right gable end 5 - other
Stairs: 1 - straight front 2 - straight side 3 - double 4 - none
Porch type: 1 - stoop 2 - covered/open 3 - part enclosed 4 - enclosed
5 - recessed 6 - none

Typical Window shape: **rectangle**

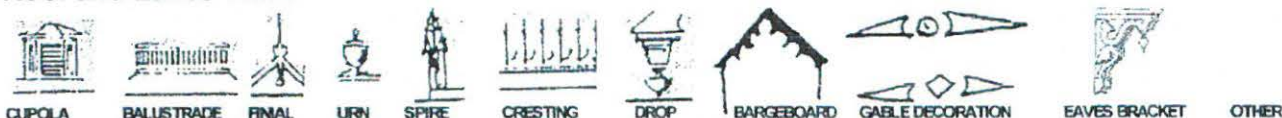
Typical type: 1 - single hung 2 - double hung 3 - casement 4 - vertical slider
5 - horizontal slider 6 - fixed 7 - undetermined 8 - other

Typical Panes: 1/1 2/2 3/6 2/4 6/6 picture other

Window Trim/Decoration:



Roof and Eaves Trim:




Alterations (note any visible alterations to the structure)

- Only alteration visible on the outside are the new windows and door.
- Built c. 1860-1890
-

Other unusual or notable finishes or details:



- Had a small attic – not enough room to stand but was used for sleeping;
- Previous owners were the Gordon's. (Mary Ann Dominic/Billy Gordon;
- The attic floors were covered in sail canvas;
- Mary Ann Dominic Carey
- Tom Tobin did renovation work in the 1990's and said that the wall was vertical log full studded.



028 right gable end



028 back



WITLESS BAY HERITAGE INVENTORY

Newfoundland and Labrador Architectural Inventory - General Architecture Page

Date Recorded: **Mar. 2/11**

Recorded By:

Barry Norris

Building Name: **Dan Dinn House**

Address:

Lower Loop Road, Witless Bay

Postal Code: **A0A 4K0**

Lat/Long (decimal degrees):

N. 47 16.470' W 052 49.772'

Property Width (m):

Property Depth (m):

BUILDING TYPE: Original 8.40+2.40 (porch addition)

6.30m

BUILDING TYPE: ☒ SINGLE DETACHED ☐ DUPLEX RELATED ☐ DUPLEX UNRELATED ☐ ROW RELATED ☐ ROW UNRELATED ☐ OTHER

ROOF TYPE: ☐ STEEP GABLE ☐ DOUBLE FRONT PEAK ☐ SINGLE FRONT PEAK ☐ MANSARD ☐ SALTBOX ☐ SADDLE HIP ☐ HIP ☒ LOW PITCH ☐ MID PITCH ☐ FLAT ☐ OTHER

ROOFING MATERIAL: (A) WOOD SHINGLE ☒ (B) FELT ☐ (C) ASPHALT ☐ (D) SLATE ☐ (E) OTHER

DORMER POSITION: ☒ FLUSH WITH EAVE LINE ☐ CUT THROUGH EAVE LINE ☐ ABOVE EAVE LINE ☒ NONE ☐ OTHER

DORMER TYPE: ☒ PEAK ☐ HIP ☐ GAMBEL ☐ SHED ☐ BAY ☐ EYEBROW ☐ SEMICIRCULAR ☐ 5 SIDED BAY ☐ OTHER

EXTERIOR SHEATHING: ☐ NARROW CLAPBOARD ☐ WIDE WOOD CLAPBOARD ☐ BOARD & BATTEN ☐ WOOD SHIPLAP ☐ WOOD SHINGLE ☐ CUT STONE ASHLAR ☐ FIELD STONE ☐ BRICK ☒ VINYL ☐ OTHER

TYPE OF CONSTRUCTION: ☐ VERTICAL LOG FULL STUDDED ☐ VERTICAL PLANK ☐ MORTISE & TENON ☒ NAILED TIMBER FRAME ☐ STONE ☐ BRICK ☐ CONCRETE ☐ UNDETERMINED ☐ OTHER

FOUNDATION TYPE: ☒ (A) ABOVE GROUND ☐ (B) BELOW GROUND ☐ (C) UNDETERMINED

FOUNDATION MATERIAL: ☐ STONE WALL ☐ STONE PILE ☐ STONE W/ WOOD ☐ WOOD POST ☐ HEWN LOG ☒ CONCRETE ☐ CONCRETE AND STONE ☐ OTHER

STOREYS: 1 1.5 ☒ 2 2.5 3 3.5 4 OR MORE IRREGULAR OTHER

PLAN: SQUARE ☒ RECT. LONG F. ☐ RECT. SHORT FACADE ☐ L ☐ U ☐ T ☐ H ☐ CIRCLE ☐ POLYGON ☐ IRREGULAR ☐ OTHER



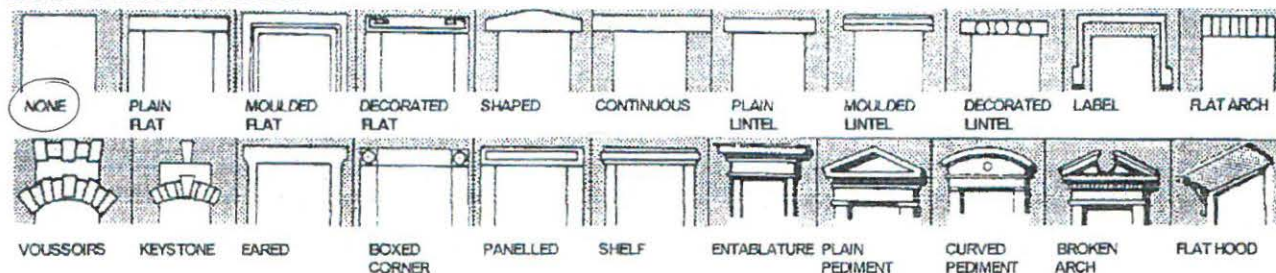
WITLESS BAY HERITAGE INVENTORY

Newfoundland and Labrador Architectural Inventory - Architectural Details Page

Main door shape: Rectangle

Main door material: 1 - solid wood 2 - wood plank 3 - wood panel 4 - wood w/glass
5 - modern metal 6 - metal w/glass 7 - glass 8 - other

Door Trim/Decoration:



Main entrance

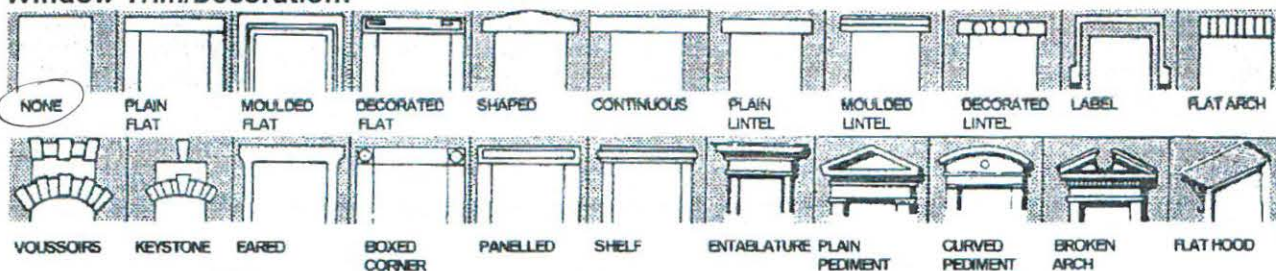
Location: 1 - front facade 2 - rear facade 3 - left gable end 4 - right gable end 5 - other
Stairs: 1 - straight front 2 - straight side 3 - double 4 - none
Porch type: 1 - stoop 2 - covered/open 3 - part enclosed 4 - enclosed
5 - recessed 6 - none

Typical Window shape: Rectangle

Typical type: 1 - single hung 2 - double hung 3 - casement 4 - vertical slider
5 - horizontal slider 6 - fixed 7 - undetermined 8 - other

Typical Panes: 1/1 2/2 3/6 2/4 6/6 picture other

Window Trim/Decoration:



Roof and Eaves Trim:




Alterations (note any visible alterations to the structure)

- The only visible addition to the original structure is the porch on the left gable end.

Other unusual or notable finishes or details:

- Built c. 1900-1920





WITLESS BAY HERITAGE INVENTORY

Newfoundland and Labrador Architectural Inventory - General Architecture Page

Date Recorded: **Mar. 2/11**

Recorded By:

Barry Norris

Building Name: **Maureen(Carey)Walsh House**

Address:

Lower Loop Place, Witless Bay

Postal Code:

A0A 4K0

Lat/Long (decimal degrees):

N. 47 16.496' W 052 49.735'

Property Width (m):

Property Depth (m):

BUILDING TYPE: **5.68m**

7.16 (addition of 2.80 x 5m)

BUILDING TYPE: ☒ SINGLE DETACHED ☐ DUPLEX RELATED ☐ DUPLEX UNRELATED ☐ ROW RELATED ☐ ROW UNRELATED ☐ OTHER

ROOF TYPE: ☒ STEEP GABLE ☐ DOUBLE FRONT PEAK ☐ SINGLE FRONT PEAK ☐ MANSARD ☐ SALTBOX ☐ SADDLE HP ☐ HIP ☒ LOW PITCH ☐ MID PITCH ☐ FLAT ☐ OTHER

ROOFING MATERIAL: (A) WOOD SHINGLE ☒ (B) FELT ☐ (C) ASPHALT ☐ (D) SLATE ☐ (E) OTHER

DORMER POSITION: ☒ FLUSH WITH EAVE LINE ☐ CUT THROUGH EAVE LINE ☐ ABOVE EAVE LINE ☒ NONE ☐ OTHER

DORMER TYPE: ☒ PEAK ☐ HIP ☐ GAMBREL ☐ SHED ☐ BAY ☐ EYEBROW ☐ SEMICIRCULAR ☐ 5 SIDED BAY ☐ OTHER

EXTERIOR SHEATHING: ☐ NARROW CLAPBOARD ☐ WIDE WOOD CLAPBOARD ☐ BOARD & BATTEN ☐ WOOD SHIPLAP ☐ WOOD SHINGLE ☐ CUT STONE ASHLAR ☐ FIELD STONE ☐ BRICK ☒ VINYL ☐ OTHER

TYPE OF CONSTRUCTION: ☐ VERTICAL LOG FULL STUDD ☐ VERTICAL PLANK ☐ MORTISE & TENON ☒ NAILED TIMBER FRAME ☐ STONE ☐ BRICK ☐ CONCRETE ☐ UNDETERMINED ☐ OTHER

FOUNDATION TYPE: ☒ (A) ABOVE GROUND ☐ (B) BELOW GROUND ☐ (C) UNDETERMINED

FOUNDATION MATERIAL: ☐ STONE WALL ☐ STONE PILE ☐ STONE W/WOOD ☒ WOOD POST ☐ HEWN LOG ☐ CONCRETE ☐ CONCRETE AND STONE ☐ OTHER

STOREYS: 1 1.5 ☒ 2 2.5 3 3.5 4 OR MORE IRREGULAR OTHER

PLAN: ☐ SQUARE RECT. ☒ RECT. LONG F. SHORT FACADE ☐ U ☐ T ☐ H ☐ CIRCLE ☐ POLYGON ☐ IRREGULAR ☐ OTHER

WITLESS BAY HERITAGE INVENTORY

Newfoundland and Labrador Architectural Inventory - Architectural Details Page

Main door shape: Rectangle

Main door material: 1 - solid wood

2 - wood plank

3 - wood panel

4 - wood w/glass

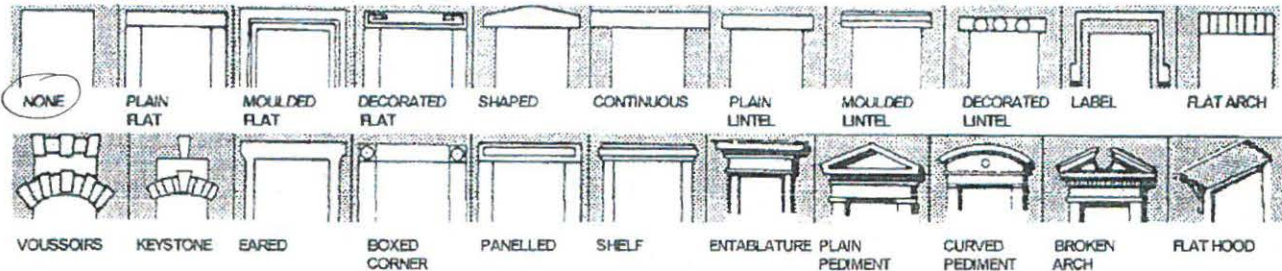
5 - modern metal

6 - metal w/glass

7 - glass

8 - other

Door Trim/Decoration:



Main entrance

Location: 1 - front facade

2 - rear facade

3 - left gable end

4 - right gable end

5 - other

Stairs: 1 - straight front

2 - straight side

3 - double

4 - none

Porch type: 1 - stoop

2 - covered/open

3 - part enclosed

4 - enclosed

5 - recessed

6 - none

Typical Window shape: Rectangle

Typical type: 1 - single hung

2 - double hung

3 - casement

4 - vertical slider

5 - horizontal slider

6 - fixed

7 - undetermined

8 - other

Typical Panes:

1/1

2/2

3/6

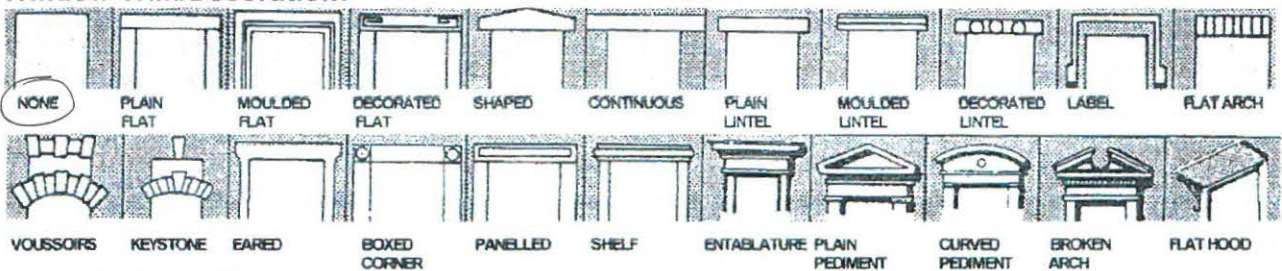
2/4

6/6

picture

other

Window Trim/Decoration:



Roof and Eaves Trim:



Alterations (note any visible alterations to the structure)

- Addition of 2.8 m's deep x 5.3 wide (Almost width of house)

Other unusual or notable finishes or details:


- Built c. 1920-25



030 front



030 right gable end



030 left gable end

WITLESS BAY HERITAGE INVENTORY

Newfoundland and Labrador Architectural Inventory - General Architecture Page

0.

Date Recorded: **Mar. 2/11**

Recorded By: **Barry Norris**

Building Name: **Walter Carey House**

Address: **Smith's Road, Witless Bay**

Postal Code: **A0A 4K0**

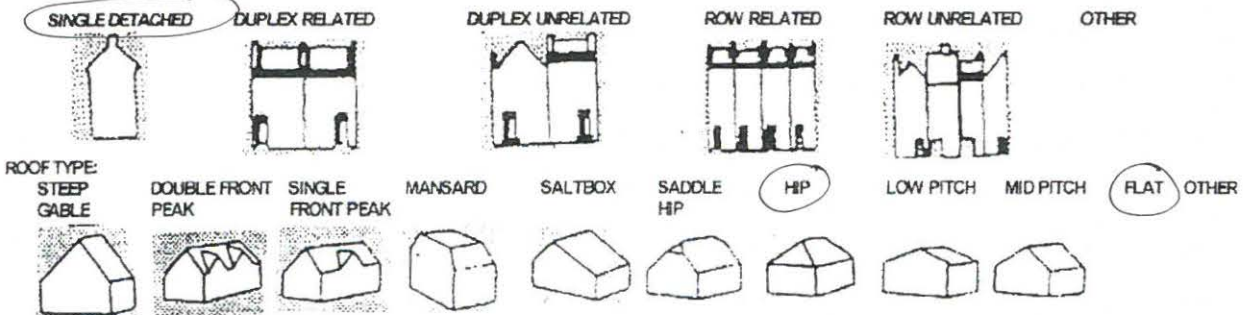
Lat/Long (decimal degrees): **N. 47 16.781' W 052 49.956'**

Property Width (m):

Property Depth (m):

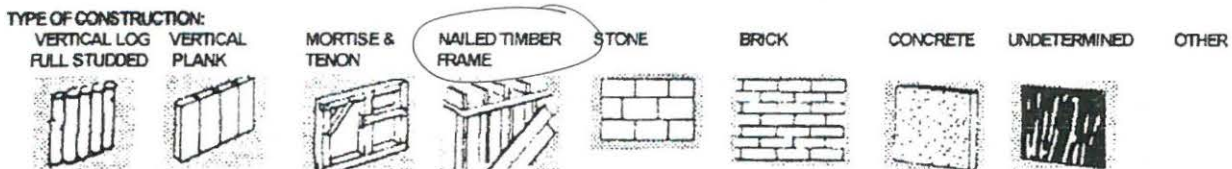
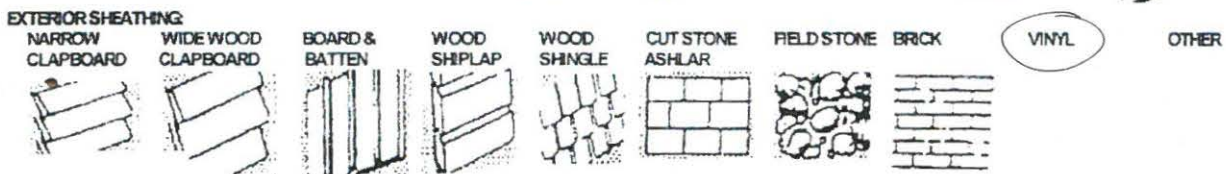
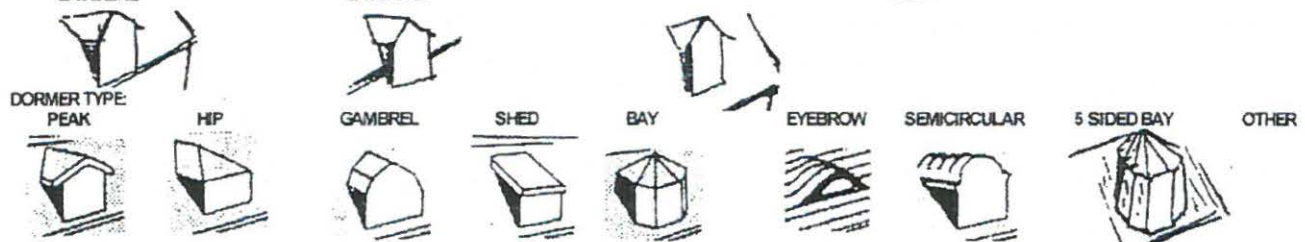
BUILDING TYPE: **7.31**

8.24m



ROOFING MATERIAL: (A) WOOD SHINGLE (B) FELT (C) ASPHALT (D) SLATE (E) OTHER

DORMER POSITION: FLUSH WITH EAVE LINE CUT THROUGH EAVE LINE ABOVE EAVE LINE **NONE** OTHER



FOUNDATION TYPE: (A) ABOVE GROUND (B) BELOW GROUND (C) UNDETERMINED



STOREYS: 1 1.5 **2** 2.5 3 3.5 4 OR MORE IRREGULAR OTHER



PLAN: SQUARE RECT. **RECT. LONG F. SHORT FAÇADE** L U T H CIRCLE POLYGON IRREGULAR OTHER



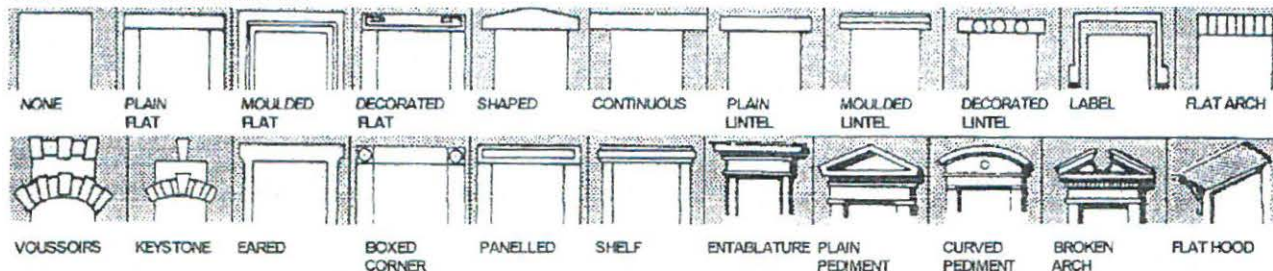
WITLESS BAY HERITAGE INVENTORY

Newfoundland and Labrador Architectural Inventory - Architectural Details Page

Main door shape: Rectangle

Main door material: 1 - solid wood 2 - wood plank 3 - wood panel 4 - wood w/glass
5 - modern metal 6 - metal w/glass 7 - glass 8 - other

Door Trim/Decoration:



Main entrance

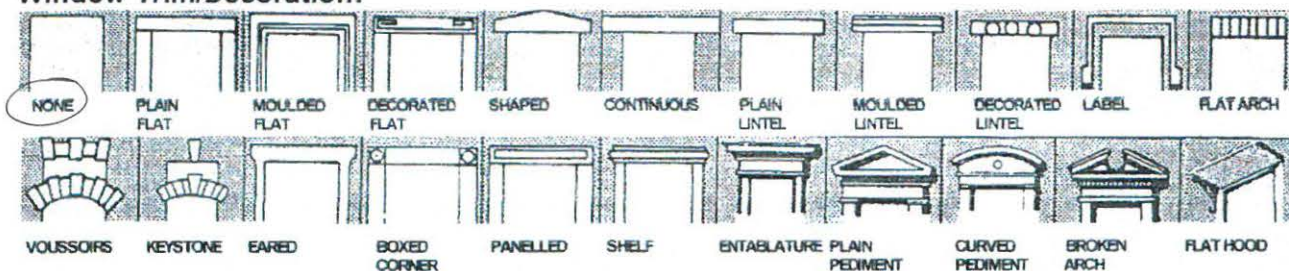
Location: 1 - front facade 2 - rear facade 3 - left gable end 4 - right gable end 5 - other
Stairs: 1 - straight front 2 - straight side 3 - double 4 - none
Porch type: 1 - stoop 2 - covered/open 3 - part enclosed 4 - enclosed
5 - recessed 6 - none

Typical Window shape: rectangle

Typical type: 1 - single hung 2 - double hung 3 - casement 4 - vertical slider
5 - horizontal slider 6 - fixed 7 - undetermined 8 - other

Typical Panes: 1/1 2/2 3/6 2/4 6/6 picture other

Window Trim/Decoration:



Roof and Eaves Trim:




Alterations (note any visible alterations to the structure)

- Front piece added to the original salt box house. Roof was raised to flat. The addition, which was used as a store until the 1980's, has a hip roof.

Other unusual or notable finishes or details:

- Built c. 1880-1900
- Present Owner – David Carey





031 left gable end



031 back

WITLESS BAY HERITAGE INVENTORY

03

Newfoundland and Labrador Architectural Inventory - General Architecture Page

Date Recorded: **Mar. 3/11**

Recorded By: **Barry Norris**

Building Name: **Mart Vicker's House**

Address: **Bear's Cove Road, Witless Bay**

Postal Code: **A0A 4K0**

Lat/Long (decimal degrees): **N. 47 16.977' W 052 48.606'**

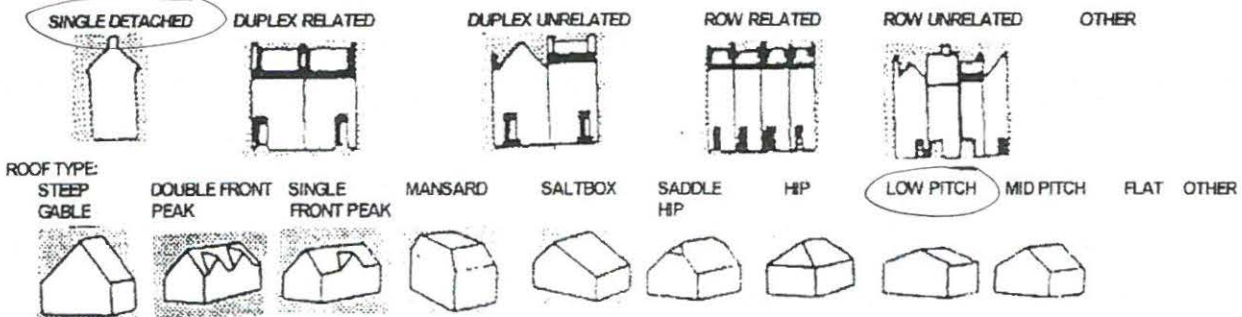
Property Width (m):

Property Depth (m):

BUILDING TYPE

8.12m

6.67m



ROOFING MATERIAL: (A) WOOD SHINGLE (B) FELT (C) ASPHALT (D) SLATE (E) OTHER

DORMER POSITION:
FLUSH WITH
EAVE LINE

CUT THROUGH
EAVE LINE

☒ ABOVE EAVE LINE

NONE OTHER

DORMER TYPE:
PEAK

HIP

GAMBREL

SHED

BAY

EYEBROW

SEMICIRCULAR

5 SIDED BAY

OTHER

EXTERIOR SHEATHING:

☒ NARROW CLAPBOARD

WIDE WOOD CLAPBOARD

BOARD & BATTEN

WOOD SHIPLAP

WOOD SHINGLE

CUT STONE ASHLAR

FIELD STONE

BRICK

VINYL

OTHER

TYPE OF CONSTRUCTION:

VERTICAL LOG FULL STUDDED

VERTICAL PLANK

MORTISE & TENON

☒ NAILED TIMBER FRAME

STONE

BRICK

CONCRETE

UNDETERMINED

OTHER

FOUNDATION TYPE:

☒ (A) ABOVE GROUND

☐ (B) BELOW GROUND ☐ (C) UNDETERMINED

FOUNDATION MATERIAL:

STONE WALL

STONE PILE

STONE W/WOOD

WOOD POST

HEWN LOG

☒ CONCRETE

CONCRETE AND STONE

OTHER

STOREYS:

1

1.5

☒ 2

2.5

3

3.5

4 OR MORE IRREGULAR

OTHER

PLAN:

SQUARE RECT.

☒ RECT. LONG SHORT FACADE

L

U

T

H

CIRCLE POLYGON

IRREGULAR

OTHER



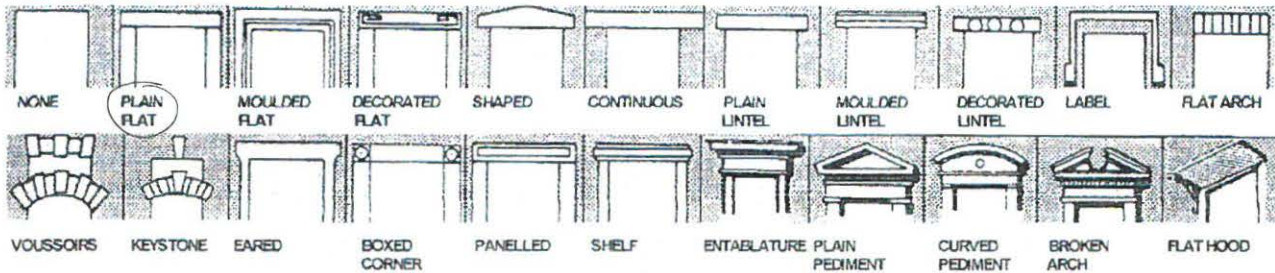
WITLESS BAY HERITAGE INVENTORY

Newfoundland and Labrador Architectural Inventory - Architectural Details Page

Main door shape: **Rectangle**

Main door material: 1 - solid wood 2 - wood plank 3 - wood panel 4 - wood w/glass
5 - modern metal 6 - metal w/glass 7 - glass 8 - other

Door Trim/Decoration:



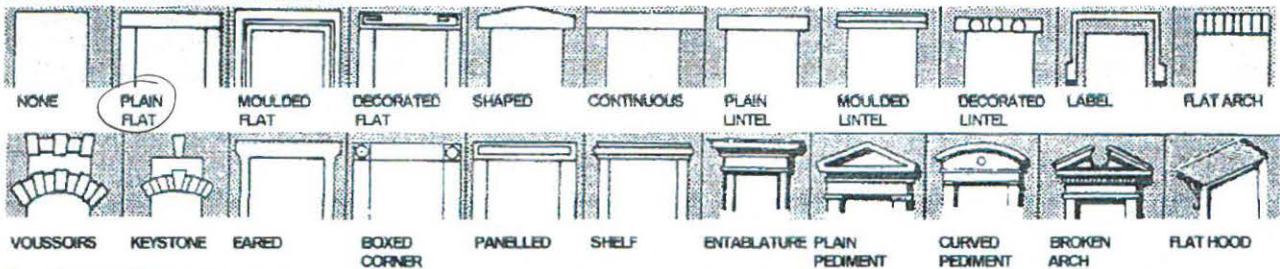
Main entrance

Location: 1 - front facade 2 - rear facade 3 - left gable end 4 - right gable end (circled) 5 - other
Stairs: 1 - straight front 2 - straight side 3 - double 4 - none (circled)
Porch type: 1 - stoop 2 - covered/open 3 - part enclosed 4 - enclosed
5 - recessed 6 - none (circled)

Typical Window shape:

Typical type: 1 - single hung (circled) 2 - double hung 3 - casement 4 - vertical slider
5 - horizontal slider 6 - fixed 7 - undetermined 8 - other
Typical Panes: 1/1 (circled) 2/2 3/6 2/4 6/6 picture other

Window Trim/Decoration:



Roof and Eaves Trim:




Alterations (note any visible alterations to the structure)

- This house was originally a salt box (steep gable) built in the 1870's-1890;
- In the 1970's this house was altered to bring the roof up to almost flat.

Other unusual or notable finishes or details:

- The owners also added a Mansard style roof on the front façade and added two dormer windows;
- Also added the porch on the main entrance;
- Originally owned by Vicker's Family.





WITLESS BAY HERITAGE INVENTORY

03

Newfoundland and Labrador Architectural Inventory - General Architecture Page

Date Recorded: **Mar. 3/11**

Recorded By: **Barry Norris**

Building Name: **Gussie Cahill House**

Address: **Harbour Road, Witless Bay**

Postal Code: **A0A 4K0**

Lat/Long (decimal degrees): **N. 47 16.782' W 052 49.509'**

Property Width (m):

Property Depth (m):

BUILDING TYPE: **8.22m**

4.90m

BUILDING TYPE: ☒ SINGLE DETACHED ☐ DUPLEX RELATED ☐ DUPLEX UNRELATED ☐ ROW RELATED ☐ ROW UNRELATED ☐ OTHER

ROOF TYPE: ☒ STEEP GABLE ☐ DOUBLE FRONT PEAK ☐ SINGLE FRONT PEAK ☐ MANSARD ☐ SALTBOX ☐ SADDLE HP ☐ HIP ☐ LOW PITCH ☒ MID PITCH ☐ FLAT ☐ OTHER

ROOFING MATERIAL: (A) WOOD SHINGLE (B) FELT ☒ (C) ASPHALT (D) SLATE (E) OTHER

DORMER POSITION: ☒ FLUSH WITH EAVE LINE ☐ CUT THROUGH EAVE LINE ☐ ABOVE EAVE LINE ☒ NONE ☐ OTHER

DORMER TYPE: ☒ PEAK ☐ HIP ☐ GAMBREL ☐ SHED ☐ BAY ☐ EYEBROW ☐ SEMICIRCULAR ☐ 5 SIDED BAY ☐ OTHER

EXTERIOR SHEATHING: ☐ NARROW CLAPBOARD ☐ WIDE WOOD CLAPBOARD ☐ BOARD & BATTEN ☐ WOOD SHIPLAP ☐ WOOD SHINGLE ☐ CUT STONE ASHLAR ☐ FIELD STONE ☐ BRICK ☒ VINYL ☐ OTHER

TYPE OF CONSTRUCTION: ☐ VERTICAL LOG FULL STUDDED ☐ VERTICAL PLANK ☐ MORTISE & TENON ☒ NAILED TIMBER FRAME ☐ STONE ☐ BRICK ☐ CONCRETE ☐ UNDETERMINED ☐ OTHER

FOUNDATION TYPE: ☒ (A) ABOVE GROUND ☐ (B) BELOW GROUND ☐ (C) UNDETERMINED

FOUNDATION MATERIAL: ☐ STONE WALL ☐ STONE PILE ☐ STONE W/WOOD ☐ WOOD POST ☐ HEWN LOG ☒ CONCRETE ☐ CONCRETE AND STONE ☐ OTHER

STOREYS: 1 1.5 ☒ 2 2.5 3 3.5 4 OR MORE IRREGULAR OTHER

PLAN: ☒ SQUARE RECT. LONG F. ☐ RECT. SHORT FACADE ☐ L ☐ U ☐ T ☐ H ☐ CIRCLE ☐ POLYGON ☐ IRREGULAR ☐ OTHER



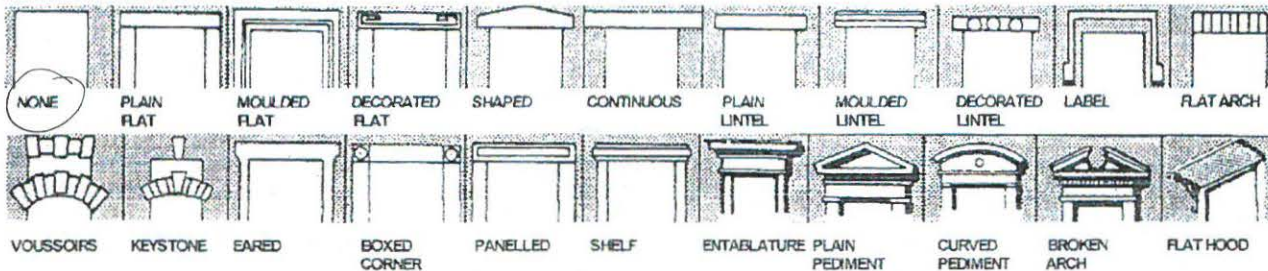
WITLESS BAY HERITAGE INVENTORY

Newfoundland and Labrador Architectural Inventory - Architectural Details Page

Main door shape: Rectangle

Main door material: 1 - solid wood 2 - wood plank 3 - wood panel 4 - wood w/glass
5 - modern metal 6 - metal w/glass 7 - glass 8 - other

Door Trim/Decoration:



Main entrance

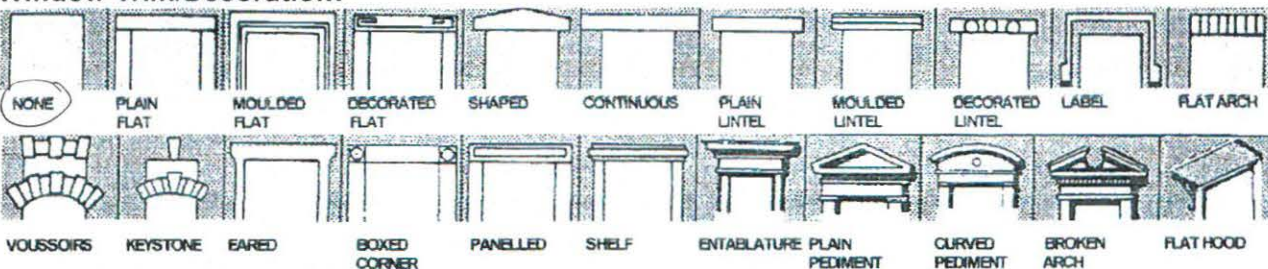
Location: 1 - front facade 2 - rear facade 3 - left gable end 4 - right gable end 5 - other
Stairs: 1 - straight front 2 - straight side 3 - double 4 - none
Porch type: 1 - stoop 2 - covered/open 3 - part enclosed 4 - enclosed
5 - recessed 6 - none

Typical Window shape: Rectangle

Typical type: 1 - single hung 2 - double hung 3 - casement 4 - vertical slider
5 - horizontal slider 6 - fixed 7 - undetermined 8 - other

Typical Panes: 1/1 2/2 3/6 2/4 6/6 picture other

Window Trim/Decoration:



Roof and Eaves Trim:



Alterations (note any visible alterations to the structure)

- Original house had a Mansard roof, but the present owner says the house did not have the dormer windows;

- The roof was raised up to a low pitch.

Other unusual or notable finishes or details:

- Original owner was Tom Cahill, built around late 1800's - early 1900's
- The original owner died in 1954, 68 years old.





WITLESS BAY HERITAGE INVENTORY

03

Newfoundland and Labrador Architectural Inventory - General Architecture Page

Date Recorded: **Mar. 3/11**

Recorded By: **Barry Norris**

Building Name: **Harrigan House**

Address: **Harbour Road, Witless Bay**

Postal Code: **A0A 4K0**

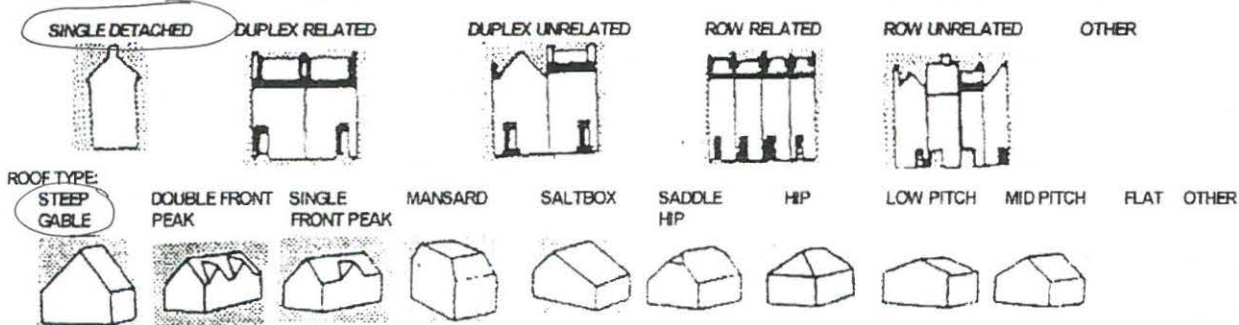
Lat/Long (decimal degrees): **N. 47 16.836' W 052 49.385'**

Property Width (m):

Property Depth (m):

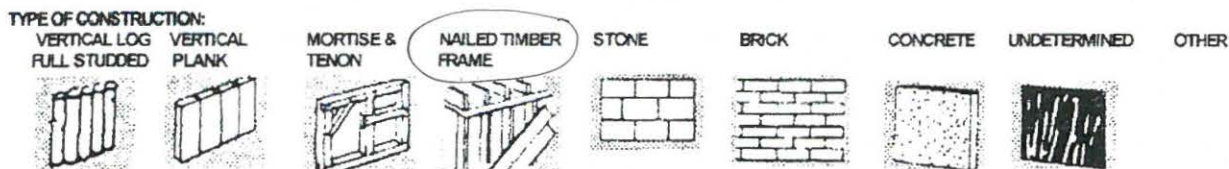
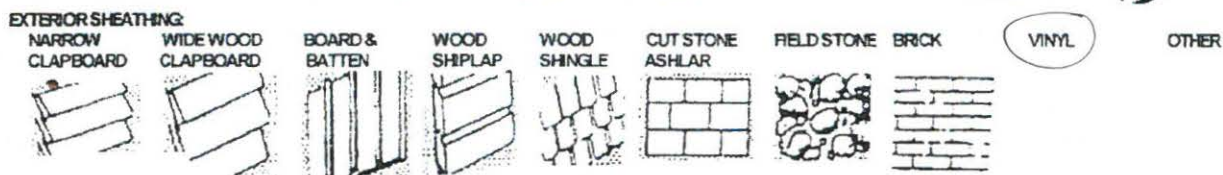
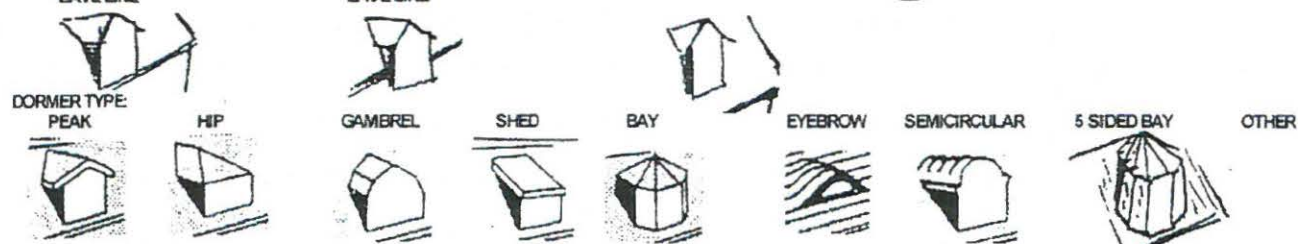
BUILDING TYPE: **10.60m**

6.60m



ROOFING MATERIAL: (A) WOOD SHINGLE (B) FELT ☒ (C) ASPHALT (D) SLATE (E) OTHER

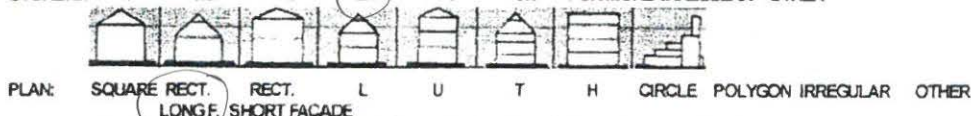
DORMER POSITION: FLUSH WITH EAVE LINE CUT THROUGH EAVE LINE ABOVE EAVE LINE ☒ NONE ☐ OTHER



FOUNDATION TYPE: ☒ (A) ABOVE GROUND ☐ (B) BELOW GROUND ☐ (C) UNDETERMINED



STOREYS: 1 1.5 2 ☒ 2.5 3 3.5 4 OR MORE IRREGULAR OTHER



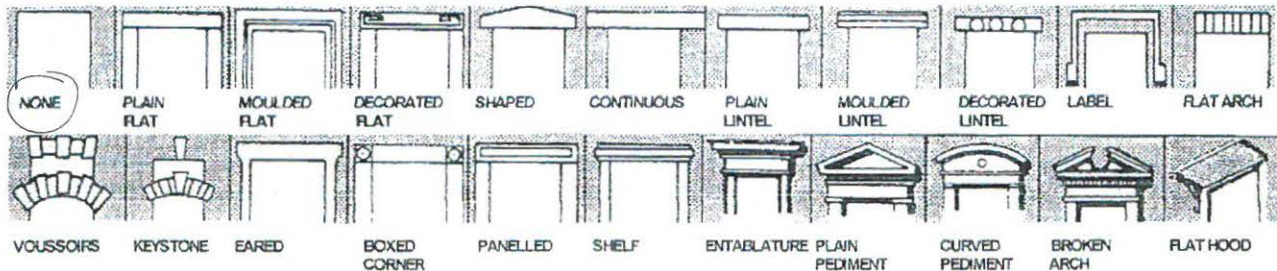
WITLESS BAY HERITAGE INVENTORY

Newfoundland and Labrador Architectural Inventory - Architectural Details Page

Main door shape: **Rectangle**

Main door material: 1 - solid wood 2 - wood plank 3 - wood panel 4 - wood w/glass
5 - modern metal 6 - metal w/glass 7 - glass 8 - other

Door Trim/Decoration:



Main entrance

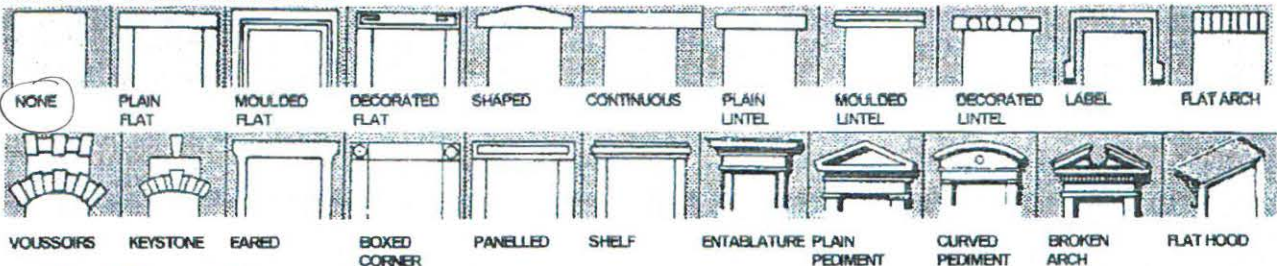
Location: 1 - front facade 2 - rear facade 3 - left gable end 4 - right gable end 5 - other
Stairs: 1 - straight front 2 - straight side 3 - double 4 - none
Porch type: 1 - stoop 2 - covered/open 3 - part enclosed 4 - enclosed
5 - recessed 6 - none

Typical Window shape: **rectangle**

Typical type: 1 - single hung 2 - double hung 3 - casement 4 - vertical slider
5 - horizontal slider 6 - fixed 7 - undetermined 8 - other

Typical Panes: 1/1 2/2 3/6 2/4 6/6 picture other

Window Trim/Decoration:



Roof and Eaves Trim:



Alterations (note any visible alterations to the structure)

-Built late 1800's

Other unusual or notable finishes or details:

-Triple Front Peaks; it also has two chimneys

The house, unlike any others in Witless Bay, has three dormer peaks on the front façade. They are believed to be original to the structure as far as the present owner (Robert Harrigan) can tell. His family are not the original owners.

- Previous owner was Mike Smith





WITLESS BAY HERITAGE INVENTORY

03

Newfoundland and Labrador Architectural Inventory - General Architecture Page

Date Recorded: **Mar. 3/11**

Recorded By: **Barry Norris**

Building Name: **John Carey House**

Address: **Dunne's Lane, Witless Bay**

Postal Code: **A0A 4K0**

Lat/Long (decimal degrees): **N. 47 16.581' W 052 50.112'**

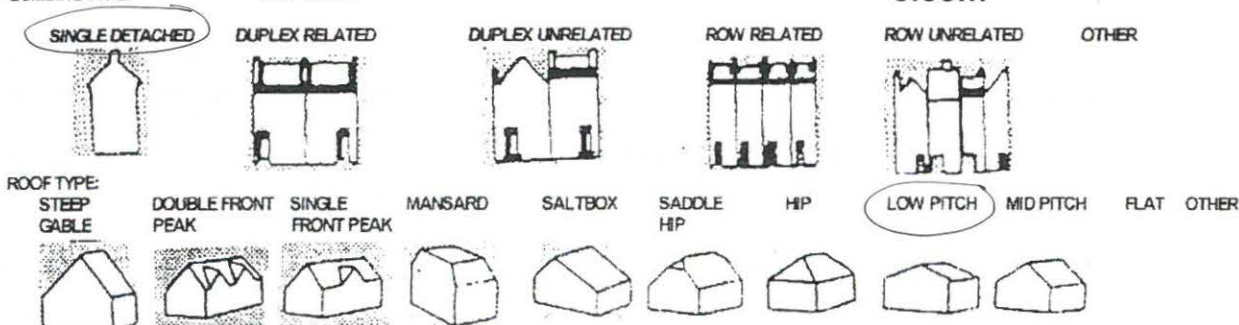
Property Width (m):

Property Depth (m):

BUILDING TYPE:

8.20m

6.60m



ROOFING MATERIAL: (A) WOOD SHINGLE (B) FELT (C) ASPHALT (D) SLATE (E) OTHER

DORMER POSITION:

CUT THROUGH EAVE LINE

ABOVE EAVE LINE

NONE

OTHER

DORMER TYPE:

PEAK

HIP

GAMBREL

SHED

BAY

EYEBROW

SEMICIRCULAR

5 SIDED BAY

OTHER

EXTERIOR SHEATHING:

NARROW CLAPBOARD

WIDE WOOD CLAPBOARD

BOARD & BATTEN

WOOD SHIPLAP

WOOD SHINGLE

CUT STONE ASHLAR

FIELD STONE

BRICK

VINYL

OTHER

TYPE OF CONSTRUCTION:

VERTICAL LOG FULL STUDDED

VERTICAL PLANK

MORTISE & TENON

NAILED TIMBER FRAME

STONE

BRICK

CONCRETE

UNDETERMINED

OTHER

FOUNDATION TYPE:

(A) ABOVE GROUND (B) BELOW GROUND (C) UNDETERMINED

FOUNDATION MATERIAL:

STONE WALL

STONE PILE

STONE W/WOOD

WOOD POST

HEWN LOG

CONCRETE

CONCRETE AND STONE

OTHER

STOREYS:

1

1.5

2

2.5

3

3.5

4 OR MORE IRREGULAR OTHER

PLAN:

SQUARE RECT. LONG F.

RECT. SHORT FACADE

L

U

T

H

CIRCLE

POLYGON IRREGULAR OTHER



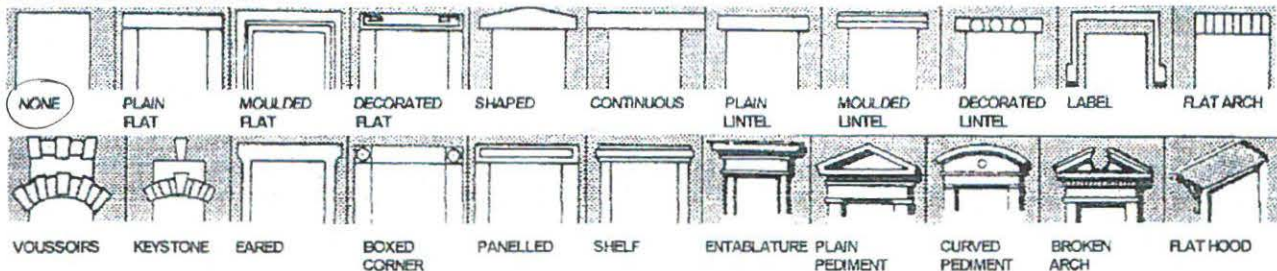
WITLESS BAY HERITAGE INVENTORY

Newfoundland and Labrador Architectural Inventory - Architectural Details Page

Main door shape: Rectangle

Main door material: 1 - solid wood 2 - wood plank 3 - wood panel 4 - wood w/glass
5 - modern metal 6 - metal w/glass 7 - glass 8 - other

Door Trim/Decoration:



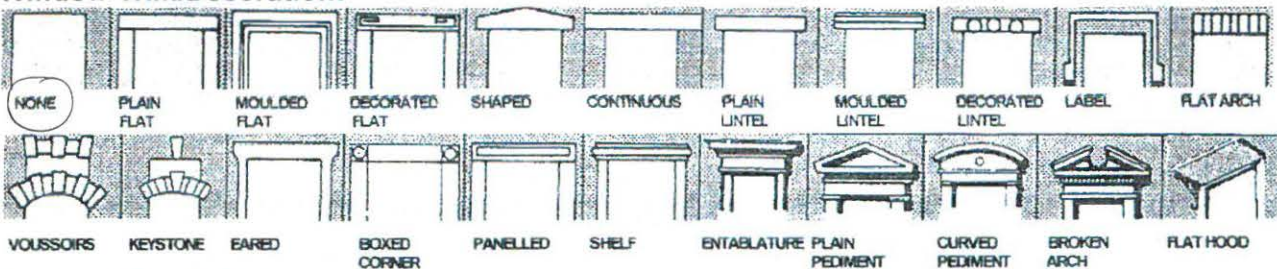
Main entrance

Location: 1 - front facade 2 - rear facade 3 - left gable end 4 - right gable end 5 - other
Stairs: 1 - straight front 2 - straight side 3 - double 4 - none
Porch type: 1 - stoop 2 - covered/open 3 - part enclosed 4 - enclosed
5 - recessed 6 - none

Typical Window shape: Rectangle

Typical type: 1 - single hung 2 - double hung 3 - casement 4 - vertical slider
5 - horizontal slider 6 - fixed 7 - undetermined 8 - other
Typical Panes: 1/1 2/2 3/6 2/4 6/6 picture other

Window Trim/Decoration:



Roof and Eaves Trim:



Alterations (note any visible alterations to the structure)

-The House was originally a salt-box structure. It did have a shorter steep roof line in front and a longer steep slope. The present owner, Eddie Ryan, said you could reach the eave lying down.

Other unusual or notable finishes or details:

- The House was altered in 1975, by John Carey;
- Previous Owner before John Carey – Larry Carey;
- Built c. 1870-1890
- Present Owner – David Carey





035 right
gable end



035 back

WITLESS BAY HERITAGE INVENTORY

03

Newfoundland and Labrador Architectural Inventory - General Architecture Page

Date Recorded: **Mar. 3/11**

Recorded By: **Barry Norris**

Building Name: **Tom Murphy House**

Address: **Murphy's Lane, Witless Bay**

Postal Code: **A0A 4K0**

Lat/Long (decimal degrees): **N. 47 16.952 W 052 48.940**

Property Width (m): **24' (7.32m)**

Property Depth (m): **34.5 (10.50m)**

BUILDING TYPE:

SINGLE DETACHED

DUPLEX RELATED

DUPLEX UNRELATED

ROW RELATED

ROW UNRELATED

OTHER

ROOF TYPE:

STEEP
GABLE

DOUBLE FRONT
PEAK

SINGLE FRONT
PEAK

MANSARD

SALTBOX

SADDLE
HIP

HIP

LOW PITCH

MID PITCH

FLAT

OTHER

ROOFING MATERIAL:

(A) WOOD SHINGLE

(B) FELT

(C) ASPHALT

(D) SLATE

(E) OTHER

DORMER POSITION:

FLUSH WITH
EAVE LINE

CUT THROUGH
EAVE LINE

ABOVE EAVE LINE

NONE

OTHER

DORMER TYPE:

PEAK

HIP

GAMBREL

SHED

BAY

EYEBROW

SEMICIRCULAR

5 SIDED BAY

OTHER

EXTERIOR SHEATHING:

NARROW
CLAPBOARD

WIDE WOOD
CLAPBOARD

BOARD &
BATTEN

WOOD
SHIPLAP

WOOD
SHINGLE

CUT STONE
ASHLAR

FIELD STONE

BRICK

VINYL

OTHER

TYPE OF CONSTRUCTION:

VERTICAL LOG
FULL STUDDED

VERTICAL
PLANK

MORTISE &
TENON

**NAILED TIMBER
FRAME**

STONE

BRICK

CONCRETE

UNDETERMINED

OTHER

FOUNDATION TYPE:

(A) ABOVE GROUND

(B) BELOW GROUND

(C) UNDETERMINED

FOUNDATION MATERIAL:

STONE WALL

STONE PILE

STONE W/ WOOD

WOOD POST

HEWN LOG

CONCRETE

CONCRETE
AND STONE

OTHER

STOREYS:

1

1.5

2

2.5

3

3.5

4 OR MORE

IRREGULAR

OTHER

PLAN:

SQUARE RECT.

**RECT.
LONG. SHORT FACADE**

L

U

T

H

CIRCLE

POLYGON

IRREGULAR

OTHER

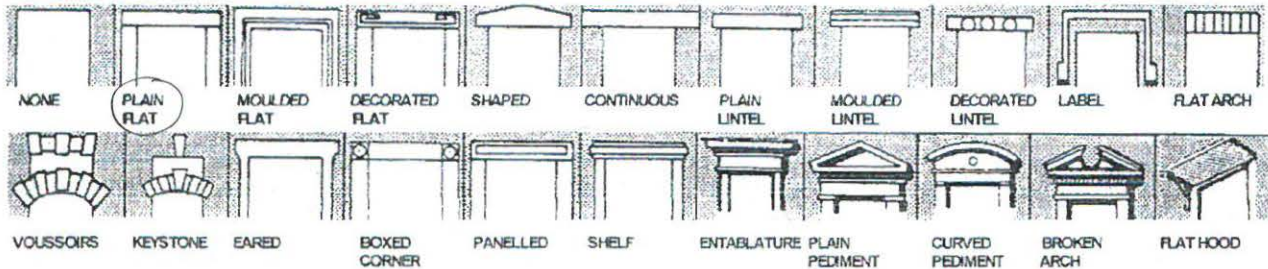
WITLESS BAY HERITAGE INVENTORY

Newfoundland and Labrador Architectural Inventory - Architectural Details Page

Main door shape: Rectangle

Main door material: 1 - solid wood 2 - wood plank 3 - wood panel 4 - wood w/glass
5 - modern metal 6 - metal w/glass 7 - glass 8 - other

Door Trim/Decoration:



Main entrance

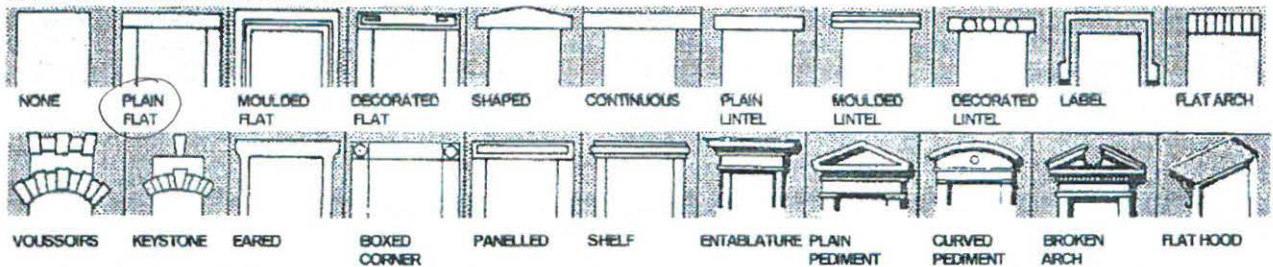
Location: 1 - front facade 2 - rear facade 3 - left gable end 4 - right gable end (circled) 5 - other
Stairs: 1 - straight front (circled) 2 - straight side 3 - double 4 - none
Porch type: 1 - stoop 2 - covered/open 3 - part enclosed 4 - enclosed
5 - recessed (circled) 6 - none

Typical Window shape: rectangle

Typical type: 1 - single hung (circled) 2 - double hung 3 - casement 4 - vertical slider
5 - horizontal slider 6 - fixed 7 - undetermined 8 - other

Typical Panes: 1/1 (circled) 2/2 3/6 2/4 6/6 picture other

Window Trim/Decoration:



Roof and Eaves Trim:




Alterations (note any visible alterations to the structure)

- Windows in 2010

Other unusual or notable finishes or details:

- Built by Jack Carey
- Built around 1925-30
- Previous owner - Tom Murphy
- Present owner - James McCormick





WITLESS BAY HERITAGE INVENTORY

03

Newfoundland and Labrador Architectural Inventory - General Architecture Page

Date Recorded: **Mar. 3/11**

Recorded By: **Barry Norris**

Building Name: **Jim Butler House**

Address: **Harbour Road, Witless Bay**

Postal Code: **A0A 4K0**

Lat/Long (decimal degrees): **N. 47 16.817 W 052 49.446**

Property Width (m): **8.55m**

Property Depth (m): **6.90m**

BUILDING TYPE:

SINGLE DETACHED

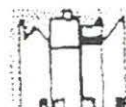

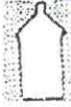
DUPLEX RELATED

DUPLEX UNRELATED

ROW RELATED

ROW UNRELATED

OTHER



ROOF TYPE:

STEEP GABLE

DOUBLE FRONT PEAK

SINGLE FRONT PEAK

MANSARD

SALTBOX

SADDLE HIP

HIP

LOW PITCH

MID PITCH

FLAT

OTHER



ROOFING MATERIAL:

(A) WOOD SHINGLE (B) FELT

(C) ASPHALT

(D) SLATE

(E) OTHER

DORMER POSITION:
FLUSH WITH
EAVE LINE

CUT THROUGH
EAVE LINE

ABOVE EAVE LINE

NONE

OTHER



DORMER TYPE:

PEAK

HIP

GAMBREL

SHED

BAY

EYEBROW

SEMICIRCULAR

5 SIDED BAY

OTHER



EXTERIOR SHEATHING:

NARROW CLAPBOARD

WIDE WOOD CLAPBOARD

BOARD & BATTEN

WOOD SHIPLAP

WOOD SHINGLE

CUT STONE ASHLAR

FIELD STONE

BRICK

VINYL

OTHER



TYPE OF CONSTRUCTION:

VERTICAL LOG
FULL STUDDED

VERTICAL
PLANK

MORTISE &
TENON

NAILED TIMBER
FRAME

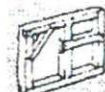
STONE

BRICK

CONCRETE

UNDETERMINED

OTHER



FOUNDATION TYPE:

(A) ABOVE GROUND

(B) BELOW GROUND (C) UNDETERMINED

FOUNDATION MATERIAL:

STONE WALL

STONE PILE

STONE W/ WOOD

WOOD POST

HEWN LOG

CONCRETE

CONCRETE
AND STONE

OTHER



STOREYS:

1

1.5

2

2.5

3

3.5

4 OR MORE

IRREGULAR

OTHER



PLAN:

SQUARE

RECT.

RECT.

L

U

T

H

CIRCLE

POLYGON

IRREGULAR

OTHER



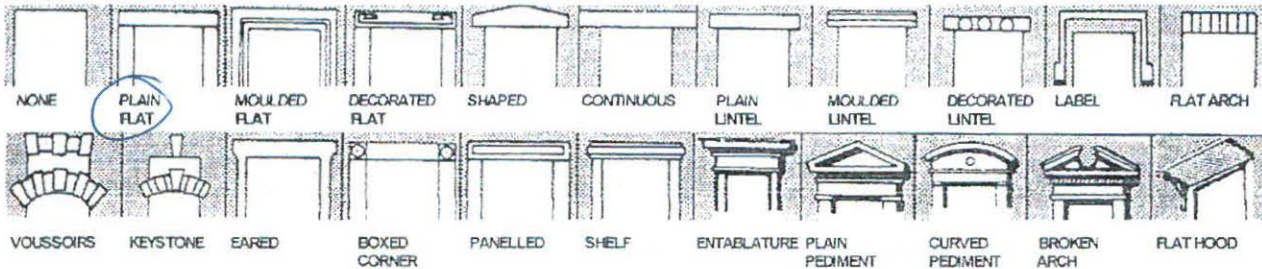
WITLESS BAY HERITAGE INVENTORY

Newfoundland and Labrador Architectural Inventory - Architectural Details Page

Main door shape: **Rectangle**

Main door material: 1 - solid wood 2 - wood plank 3 - wood panel 4 - wood w/glass
5 - modern metal 6 - metal w/glass 7 - glass 8 - other

Door Trim/Decoration:



Main entrance

Location: 1 - front facade 2 - rear facade 3 - left gable end 4 - right gable end 5 - other

Stairs: 1 - straight front 2 - straight side 3 - double 4 - none

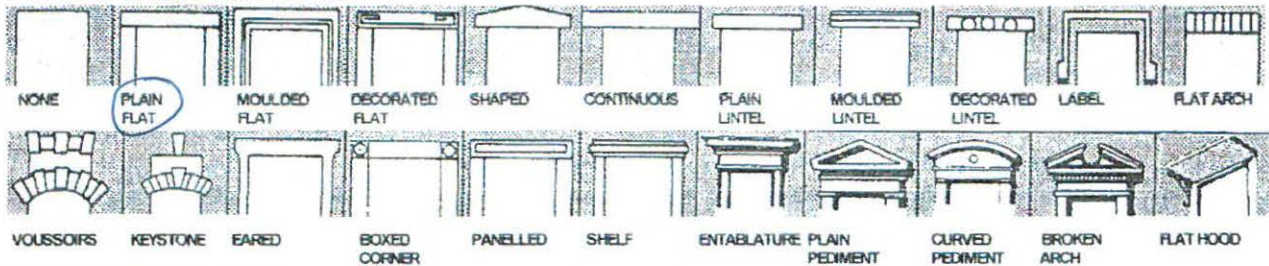
Porch type: 1 - stoop 2 - covered/open 3 - part enclosed 4 - enclosed (circled)
5 - recessed 6 - none

Typical Window shape: **Rectangle**

Typical type: 1 - single hung 2 - double hung 3 - casement 4 - vertical slider
5 - horizontal slider 6 - fixed 7 - undetermined 8 - other

Typical Panes: 1/1 2/2 3/6 2/4 6/6 picture other

Window Trim/Decoration:



Roof and Eaves Trim:




Alterations (note any visible alterations to the structure)

- You can see on the rear façade a dormer shaped addition with a window inset into the face.
- Porch and steps added on the front façade in the 1980's.

Other unusual or notable finishes or details:

- Previous owner – Pad Butler
- Built c. 1880-1910
- Present Owner – Don & Lynette White



037 front



037 left gable end



WITLESS BAY HERITAGE INVENTORY

03

Newfoundland and Labrador Architectural Inventory - General Architecture Page

Date Recorded: **Mar. 3/11**

Recorded By: **Barry Norris**

Building Name: **Lar Carey House**

Address: **Lower Loop Road, Witless Bay**

Postal Code: **A0A 4K0**

Lat/Long (decimal degrees): N 47° 16.421
W 52° 49.745

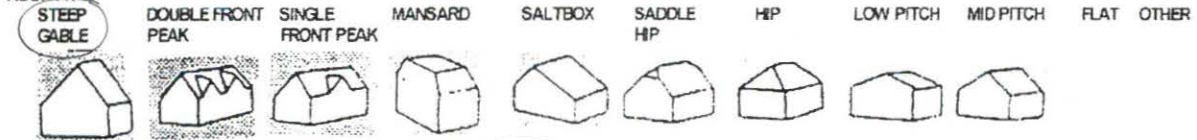
Property Width (m): **13.5m**

Property Depth (m): **6.05m**

BUILDING TYPE:



ROOF TYPE:



ROOFING MATERIAL: (A) WOOD SHINGLE (B) FELT (C) **ASPHALT** (D) SLATE (E) OTHER

DORMER POSITION:
FLUSH WITH
EAVE LINE

CUT THROUGH
EAVE LINE

ABOVE EAVE LINE

NONE

OTHER



DORMER TYPE:
PEAK

HIP

GAMBREL

SHED

BAY

EYEBROW

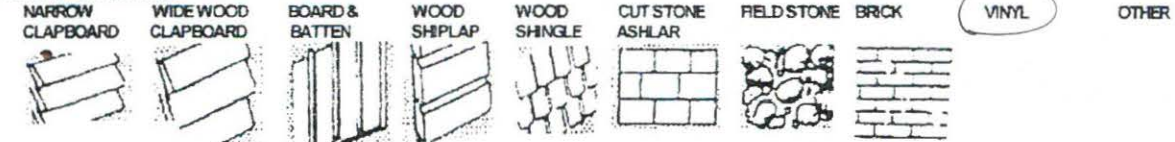
SEMICIRCULAR

5 SIDED BAY

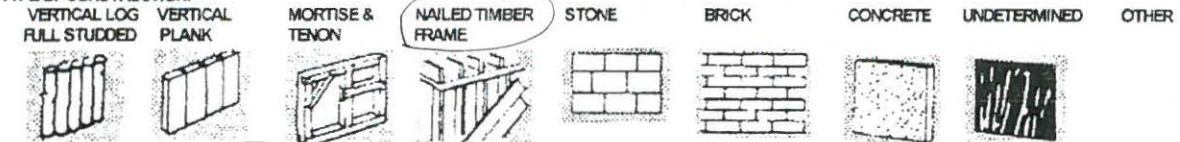
OTHER



EXTERIOR SHEATHING:



TYPE OF CONSTRUCTION:



FOUNDATION TYPE: (A) **ABOVE GROUND** (B) BELOW GROUND (C) UNDETERMINED

FOUNDATION MATERIAL:



STOREYS: 1 **1.5** 2 2.5 3 3.5 4 OR MORE IRREGULAR OTHER



PLAN: SQUARE **RECT. LONG F.** **RECT. SHORT FACADE** L U T H CIRCLE POLYGON IRREGULAR OTHER



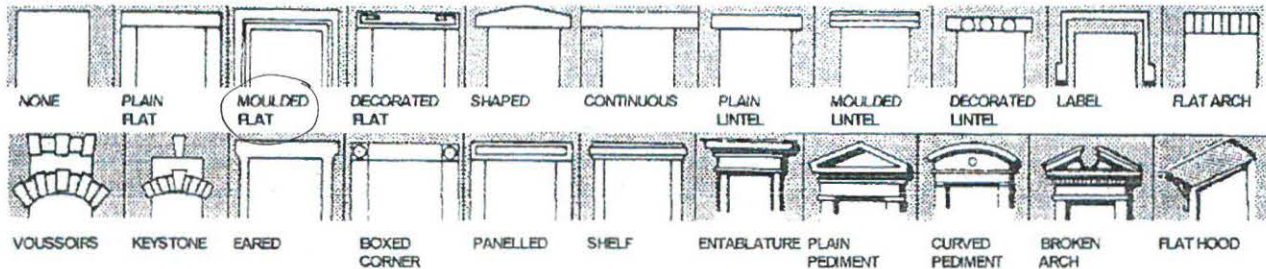
WITLESS BAY HERITAGE INVENTORY

Newfoundland and Labrador Architectural Inventory - Architectural Details Page

Main door shape: Rectangle

Main door material: 1 - solid wood 2 - wood plank 3 - wood panel 4 - wood w/glass
5 - modern metal 6 - metal w/glass 7 - glass 8 - other

Door Trim/Decoration:



Main entrance

Location: 1 - front facade 2 - rear facade 3 - left gable end 4 - right gable end 5 - other

Stairs: 1 - straight front 2 - straight side 3 - double 4 - none

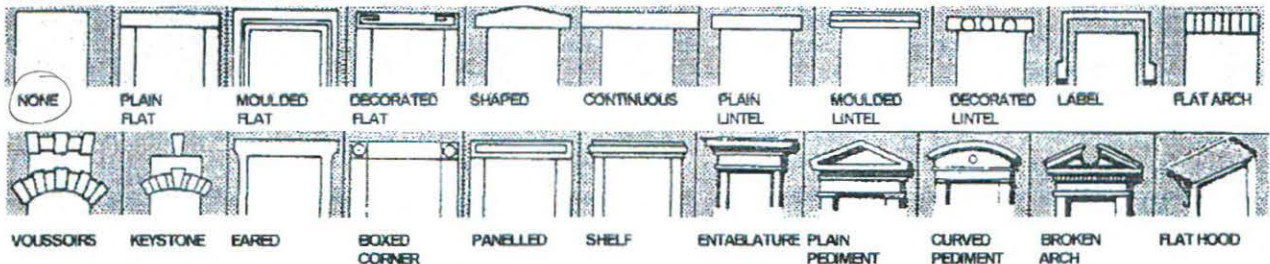
Porch type: 1 - stoop 2 - covered/open 3 - part enclosed 4 - enclosed
5 - recessed 6 - none

Typical Window shape: rectangle

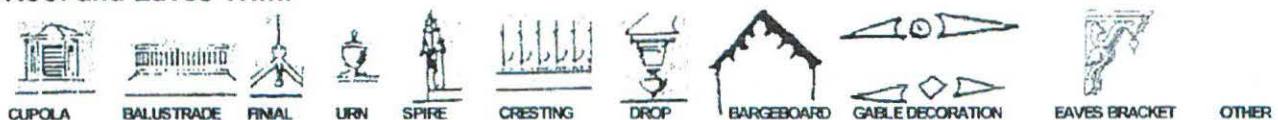
Typical type: 1 - single hung 2 - double hung 3 - casement 4 - vertical slider
5 - horizontal slider 6 - fixed 7 - undetermined 8 - other

Typical Panes: 1/1 2/2 3/6 2/4 6/6 picture other

Window Trim/Decoration:



Roof and Eaves Trim:



Alterations (note any visible alterations to the structure)

- The overall width of the house is 13.5 m including the new addition of 4.5m x 4.5m. The house and porch on gable end are 9m.

Other unusual or notable finishes or details:

- Built c. 1880-1900
- Present Owner – Aloysius Carey



038 left gable
end



038 back



WITLESS BAY HERITAGE INVENTORY

03

Newfoundland and Labrador Architectural Inventory - General Architecture Page

Mar. 4/11

Date Recorded:

Recorded By: **Barry Norris**

Building Name: **Francis Armstrong House**

Address: **Harbour Road, Witless Bay**

Postal Code: **A0A 4K0**

Lat/Long (decimal degrees):
N 47 16.780' W 052 49.530'

Property Width (m): **18.5m**

Property Depth (m):
9m (West Gable end) 6m (East Gable end)

BUILDING TYPE:

SINGLE DETACHED



DUPLEX RELATED



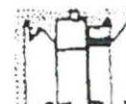
DUPLEX UNRELATED



ROW RELATED



ROW UNRELATED



OTHER

ROOF TYPE:

STEEP GABLE



DOUBLE FRONT PEAK



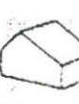
SINGLE FRONT PEAK



MANSARD



SALTBOX



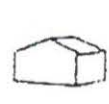
SADDLE HP



HIP



LOW PITCH



MID PITCH



FLAT



OTHER

ROOFING MATERIAL: (A) WOOD SHINGLE (B) FELT (C) ASPHALT (D) SLATE (E) OTHER

DORMER POSITION:
FLUSH WITH
EAVE LINE



CUT THROUGH
EAVE LINE



ABOVE EAVE LINE



NONE

OTHER

DORMER TYPE:

PEAK



HIP



GAMBREL



SHED



BAY



EYEBROW



SEMICIRCULAR



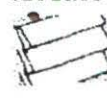
5 SIDED BAY



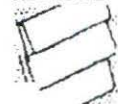
OTHER

EXTERIOR SHEATHING:


NARROW CLAPBOARD



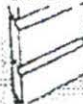
WIDE WOOD CLAPBOARD



BOARD & BATTEN



WOOD SHIPLAP



WOOD SHINGLE



CUT STONE ASHLAR



FIELD STONE



BRICK



VINYL



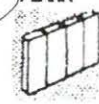
OTHER

TYPE OF CONSTRUCTION:

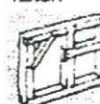
VERTICAL LOG FULL STUDDED



VERTICAL PLANK




MORTISE & TENON




NAILED TIMBER FRAME



STONE



BRICK



CONCRETE



UNDETERMINED




OTHER

FOUNDATION TYPE: (A) ABOVE GROUND (B) BELOW GROUND (C) UNDETERMINED

FOUNDATION MATERIAL:

STONE WALL



STONE PILE



STONE W/ WOOD



WOOD POST



HEWN LOG



CONCRETE



CONCRETE AND STONE



OTHER

STOREYS: 1 1.5 2 2.5 3 3.5 4 OR MORE IRREGULAR OTHER



PLAN: SQUARE RECT. LONG F. SHORT FACADE RECT. L U T H CIRCLE POLYGON IRREGULAR OTHER



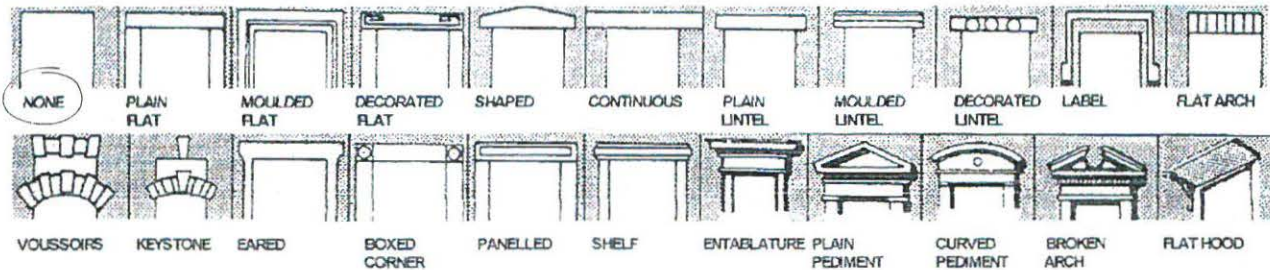
WITLESS BAY HERITAGE INVENTORY

Newfoundland and Labrador Architectural Inventory - Architectural Details Page

Main door shape: **Rectangle**

Main door material: 1 - solid wood 2 - wood plank 3 - wood panel 4 - wood w/glass
5 - modern metal 6 - metal w/glass 7 - glass 8 - other

Door Trim/Decoration:



Main entrance

Location: 1 - front facade 2 - rear facade 3 - left gable end 4 - right gable end 5 - other

Stairs: 1 - straight front 2 - straight side 3 - double 4 - none

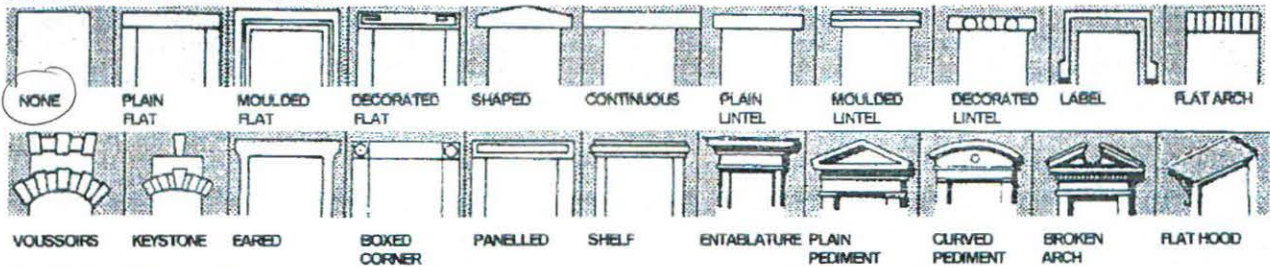
Porch type: 1 - stoop 2 - covered/open 3 - part enclosed 4 - enclosed
5 - recessed 6 - none

Typical Window shape: **rectangle**

Typical type: 1 - single hung 2 - double hung 3 - casement 4 - vertical slider
5 - horizontal slider 6 - fixed 7 - undetermined 8 - other

Typical Panes: 1/1 2/2 3/6 2/4 6/6 picture other

Window Trim/Decoration:



Roof and Eaves Trim:



Alterations (note any visible alterations to the structure)


- Present Owners – Francis & Catherine Armstrong
- The house has an addition on the west gable end. Added by the present owner's Father.
- Added three dormer windows on the front façade in 2006.

Other unusual or notable finishes or details:

- Present owner thinks it might have been built in the late 1700's. It came into the Armstrong family when they moved into the Lash's.
- Built by the Lash brothers;
- When Francis Armstrong was doing renovations he noted the vertical log construction and the moss in between the logs.



039 front



039 left gable end



039 back



039right gable end

WITLESS BAY HERITAGE INVENTORY

04

Newfoundland and Labrador Architectural Inventory - General Architecture Page

Mar. 4/11

Date Recorded:

Recorded By: **Barry Norris**

Building Name: **Gus Cahill (George) House**

Address: **Harbour Road, Witless Bay**

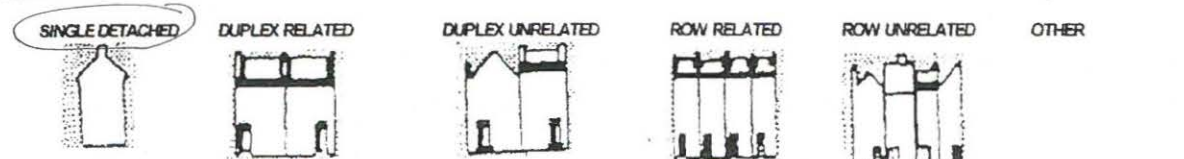
Postal Code: **A0A 4K0**

Lat/Long (decimal degrees): **N 47 16.787' W 052 49.503'**

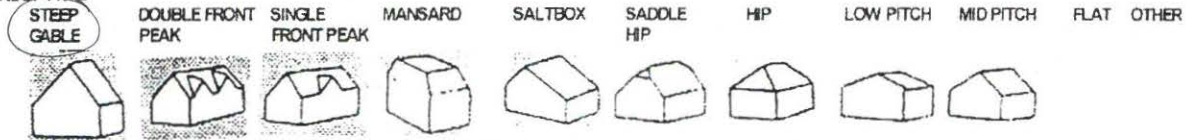
Property Width (m): **8.0m**

Property Depth (m): **6.0m**

BUILDING TYPE:



ROOF TYPE:



ROOFING MATERIAL: (A) WOOD SHINGLE (B) FELT (C) ASPHALT (D) SLATE (E) OTHER

DORMER POSITION:

FLUSH WITH EAVE LINE

CUT THROUGH EAVE LINE

ABOVE EAVE LINE

NONE

OTHER



DORMER TYPE:

PEAK

HIP

GAMBREL

SHED

BAY

EYEBROW

SEMICIRCULAR

5 SIDED BAY

OTHER



EXTERIOR SHEATHING:

NARROW CLAPBOARD

WIDE WOOD CLAPBOARD

BOARD & BATTEN

WOOD SHIPLAP

WOOD SHINGLE


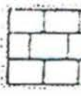
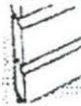
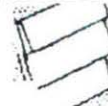
CUT STONE ASHLAR

FIELD STONE

BRICK

VINYL

OTHER



TYPE OF CONSTRUCTION:

VERTICAL LOG FULL STUDDED

VERTICAL PLANK

MORTISE & TENON

NAILED TIMBER FRAME

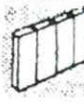
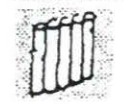
STONE

BRICK

CONCRETE

UNDETERMINED

OTHER



FOUNDATION TYPE: (A) ABOVE GROUND (B) BELOW GROUND (C) UNDETERMINED

FOUNDATION MATERIAL:

STONE WALL

STONE PILE

STONE W/ WOOD


WOOD POST

HEWN LOG

CONCRETE

CONCRETE AND STONE

OTHER



STOREYS: 1 1.5 2 2.5 3 3.5 4 OR MORE IRREGULAR OTHER



PLAN: SQUARE RECT. LONG F. SHORT FACADE RECT. L U T H CIRCLE POLYGON IRREGULAR OTHER



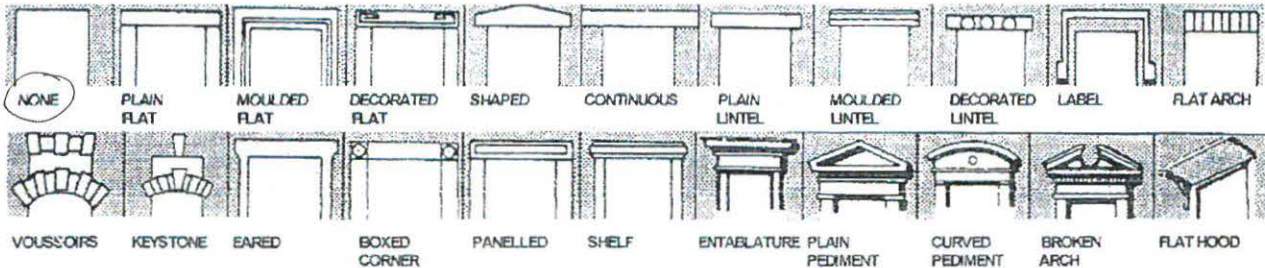
WITLESS BAY HERITAGE INVENTORY

Newfoundland and Labrador Architectural Inventory - Architectural Details Page

Main door shape: Rectangle

Main door material: 1 - solid wood 2 - wood plank 3 - wood panel 4 - wood w/glass
5 - modern metal 6 - metal w/glass 7 - glass 8 - other

Door Trim/Decoration:



Main entrance

Location: 1 - front facade 2 - rear facade 3 - left gable end 4 - right gable end 5 - other

Stairs: 1 - straight front 2 - straight side 3 - double 4 - none

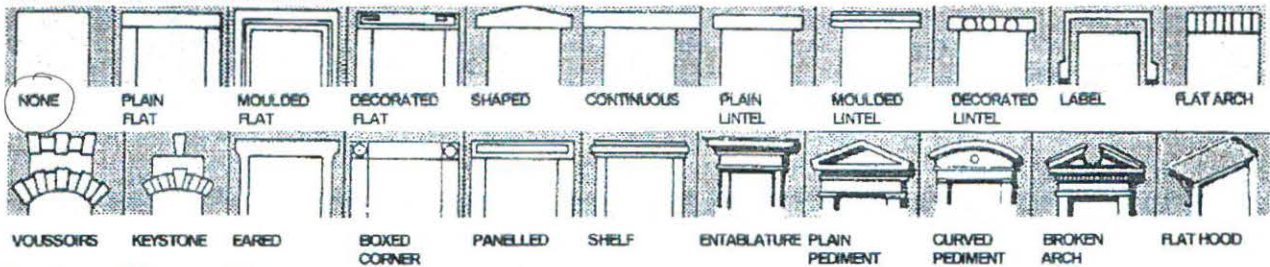
Porch type: 1 - stoop 2 - covered/open 3 - part enclosed 4 - enclosed 5 - recessed 6 - none

Typical Window shape: Rectangle

Typical type: 1 - single hung 2 - double hung 3 - casement 4 - vertical slider
5 - horizontal slider 6 - fixed 7 - undetermined 8 - other

Typical Panes: 1/1 2/2 3/6 2/4 6/6 picture other

Window Trim/Decoration:



Roof and Eaves Trim:



Alterations (note any visible alterations to the structure)

- The one storey addition is 1.5m Longer than the house itself.

Other unusual or notable finishes or details:

- Built late 1800's 1880-1900
- Present owner - Ryan Family





WITLESS BAY HERITAGE INVENTORY

04

Newfoundland and Labrador Architectural Inventory - General Architecture Page

Mar. 4/11

Barry Norris

Date Recorded:

Recorded By:

Building Name: Patrick Carey House

Address: #401 Southern Shore Highway, Witless Bay

Postal Code: A0A 4K0

Lat/Long (decimal degrees): N 47 16.600' W 052 49.882'

Property Width (m): 8.40m

Property Depth (m): 7m

BUILDING TYPE

SINGLE DETACHED

DUPLEX RELATED

DUPLEX UNRELATED

ROW RELATED

ROW UNRELATED

OTHER

ROOF TYPE:

STEEP
GABLE

DOUBLE FRONT
PEAK

SINGLE
FRONT PEAK

MANSARD

SALTBOX

SADDLE
HIP

HIP

LOW PITCH

MID PITCH

FLAT

OTHER

ROOFING MATERIAL:

(A) WOOD SHINGLE

(B) FELT

(C) ASPHALT

(D) SLATE

(E) OTHER

DORMER POSITION:

FLUSH WITH
EAVE LINE

CUT THROUGH
EAVE LINE

ABOVE EAVE LINE

NONE

OTHER

DORMER TYPE:

PEAK

HIP

GAMBREL

SHED

BAY

EYEBROW

SEMICIRCULAR

5 SIDED BAY

OTHER

EXTERIOR SHEATHING:

NARROW
CLAPBOARD

WIDE WOOD
CLAPBOARD

BOARD &
BATTEN

WOOD SHIPLAP

WOOD SHINGLE

CUT STONE
ASHLAR

FIELD STONE

BRICK

VINYL

OTHER

TYPE OF CONSTRUCTION:

VERTICAL LOG
FULL STUDDED

VERTICAL
PLANK

MORTISE &
TENON

NAILED TIMBER
FRAME

STONE

BRICK

CONCRETE

UNDETERMINED

OTHER

FOUNDATION TYPE:

(A) ABOVE GROUND

(B) BELOW GROUND

(C) UNDETERMINED

FOUNDATION MATERIAL:

STONE WALL

STONE PILE

STONE W/WOOD

WOOD POST

HEWN LOG

CONCRETE

CONCRETE
AND STONE

OTHER

STOREYS:

1

1.5

2

2.5

3

3.5

4 OR MORE

IRREGULAR

OTHER

PLAN:

SQUARE

RECT.
LONG F.

RECT.
SHORT FACADE

L

U

T

H

CIRCLE

POLYGON

IRREGULAR

OTHER

WITLESS BAY HERITAGE INVENTORY

Newfoundland and Labrador Architectural Inventory - Architectural Details Page

Main door shape: **Rectangle**

Main door material: 1 - solid wood

2 - wood plank

3 - wood panel

4 - wood w/glass

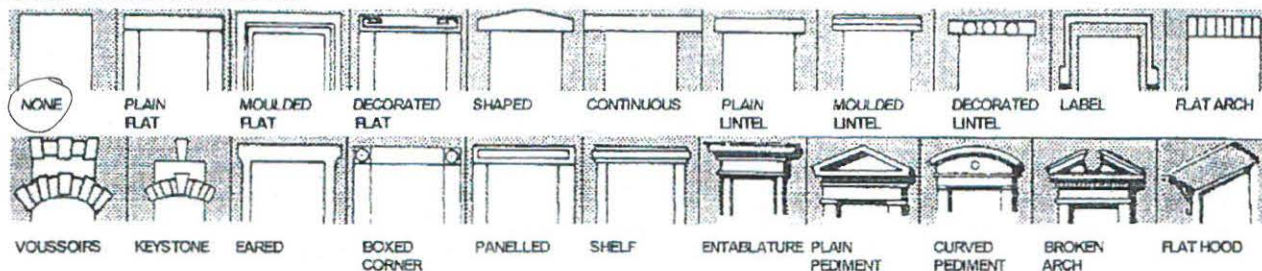
5 - modern metal

6 - metal w/glass

7 - glass

8 - other

Door Trim/Decoration:



Main entrance

Location: 1 - front facade

2 - rear facade

3 - left gable end

4 - right gable end 5 - other

Stairs: 1 - straight front

2 - straight side

3 - double

4 - none

Porch type: 1 - stoop

2 - covered/open

3 - part enclosed

4 - enclosed

5 - recessed

6 - [redacted]

Typical Window shape: **rectangle**

Typical type: 1 - single hung

2 - double hung

3 - casement

4 - vertical slider

5 - horizontal slider

6 - fixed

7 - undetermined

8 - other

Typical Panes:

1/1

2/2

3/6

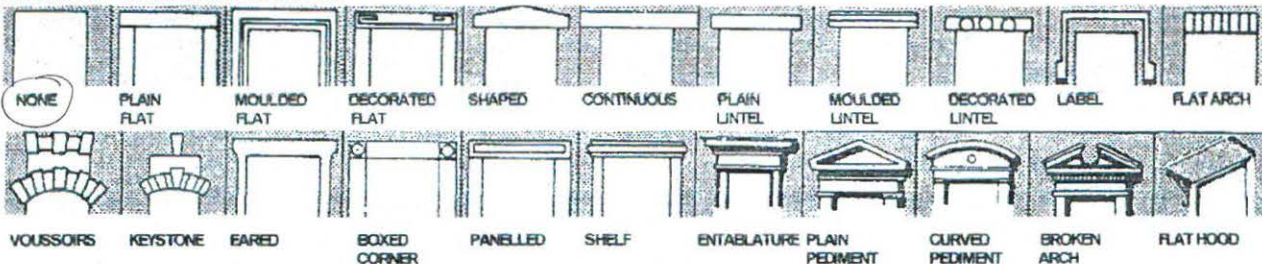
2/4

6/6

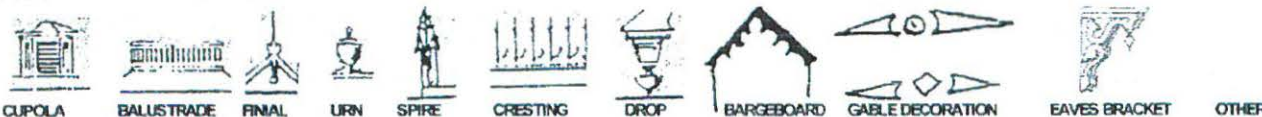
picture

other

Window Trim/Decoration:



Roof and Eaves Trim:



Alterations (note any visible alterations to the structure)

- Current owner (Patrick Carey), raised the roof to low pitch from the Mansard style roof (House)
- Built c. 1910

Other unusual or notable finishes or details:

- Owner - Patrick Carey
- His father and mother moved back from New York in 1910 to move into the house his grandfather had already started
- Present owner - Patrick Carey





WITLESS BAY HERITAGE INVENTORY

04

Newfoundland and Labrador Architectural Inventory - General Architecture Page

Date Recorded: **Mar. 8/11**

Recorded By: **Barry Norris**

Building Name: **Pad Joe Tobin House**

Address: **Gallows Cove Road, Witless Bay**

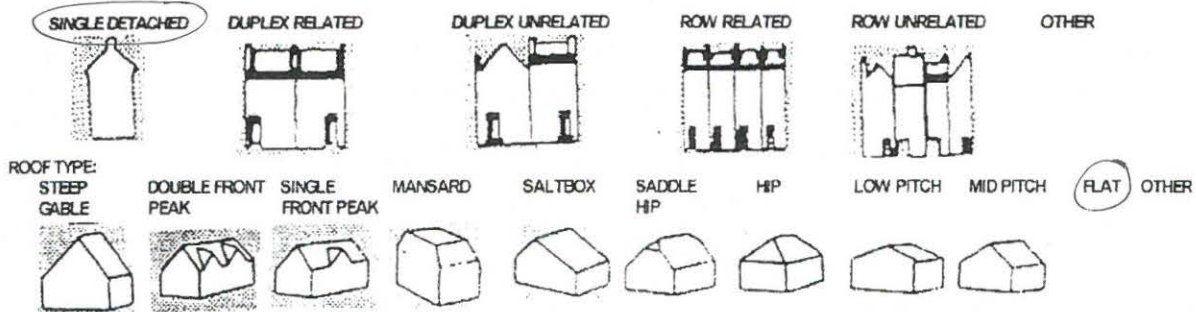
Postal Code: **A0A 4K0**

Lat/Long (decimal degrees): **N 47 15.870' W 052 49.018'**

Property Width (m): **5.55m**

Property Depth (m): **7.55 m**

BUILDING TYPE:



ROOFING MATERIAL: (A) WOOD SHINGLE (B) FELT (C) ASPHALT (D) SLATE (E) OTHER

DORMER POSITION:
FLUSH WITH
EAVE LINE

CUT THROUGH
EAVE LINE

ABOVE EAVE LINE

NONE

OTHER

DORMER TYPE:
PEAK

HP

GAMBREL

SHED

BAY

EYEBROW

SEMICIRCULAR

5 SIDED BAY

OTHER

EXTERIOR SHEATHING:

NARROW
CLAPBOARD

WIDE WOOD
CLAPBOARD

BOARD &
BATTEN

WOOD
SHIPLAP

WOOD
SHINGLE

CUT STONE
ASHLAR

FIELD STONE

BRICK

VINYL

OTHER

TYPE OF CONSTRUCTION:

VERTICAL LOG
FULL STUDDED

VERTICAL
PLANK

MORTISE &
TENON

NAILED TIMBER
FRAME

STONE

BRICK

CONCRETE

UNDETERMINED

OTHER

FOUNDATION TYPE:

(A) ABOVE GROUND

(B) BELOW GROUND

(C) UNDETERMINED

FOUNDATION MATERIAL:

STONE WALL

STONE PILE

STONE W/ WOOD

WOOD POST

HEWN LOG

CONCRETE

CONCRETE
AND STONE

OTHER

STOREYS:

1

1.5

2

2.5

3

3.5

4 OR MORE

IRREGULAR

OTHER

PLAN:

SQUARE RECT.

RECT.
LONG F. SHORT FACADE

L

U

T

H

CIRCLE

POLYGON

IRREGULAR

OTHER



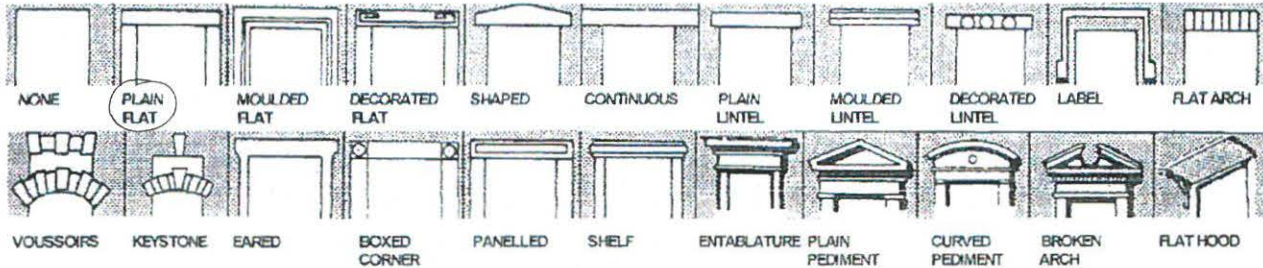
WITLESS BAY HERITAGE INVENTORY

Newfoundland and Labrador Architectural Inventory - Architectural Details Page

Main door shape: **Rectangle**

Main door material: 1 - solid wood 2 - wood plank 3 - wood panel 4 - wood w/glass
5 - modern metal 6 - metal w/glass 7 - glass 8 - other

Door Trim/Decoration:



Main entrance

Location: 1 - front facade (circled) 2 - rear facade 3 - left gable end 4 - right gable end 5 - other

Stairs: 1 - straight front 2 - straight side 3 - double 4 - none (circled)

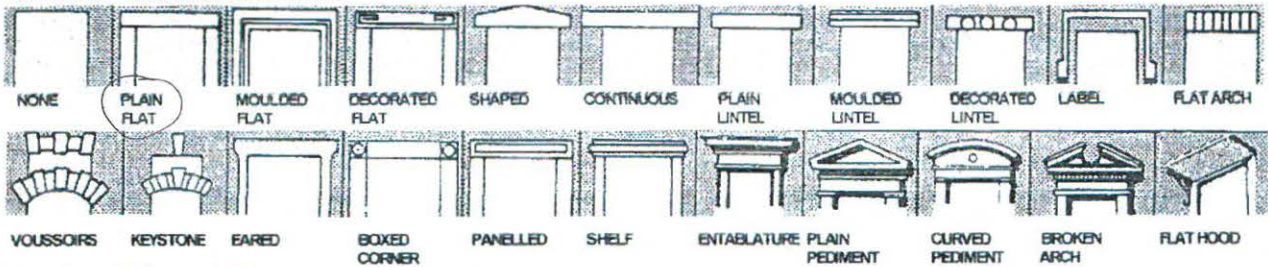
Porch type: 1 - stoop 2 - covered/open 3 - part enclosed 4 - enclosed
5 - recessed 6 - none (circled)

Typical Window shape: **rectangle**

Typical type: 1 - single hung (circled) 2 - double hung 3 - casement 4 - vertical slider
5 - horizontal slider 6 - fixed 7 - undetermined 8 - other

Typical Panes: 1/1 (circled) 2/2 3/6 2/4 6/6 picture other

Window Trim/Decoration:



Roof and Eaves Trim:



Alterations (note any visible alterations to the structure)

- The only visible alterations are the addition of horizontal sliding windows and casement windows on the right side;
- Present owners are renovating – inside gutted out
- Presently replacing foundation with concrete.

Other unusual or notable finishes or details:

- It has a 2 storey bay on the front façade, with 3 single hung windows in the upper and lower bays.
- Built c. 1890-1920
- Present owner - ?





WITLESS BAY HERITAGE INVENTORY

04

Newfoundland and Labrador Architectural Inventory - General Architecture Page

Date Recorded: **Mar. 8/11**

Recorded By: **Barry Norris**

Building Name: **Pad Cahill House**

Address: **New Line, Witless Bay**

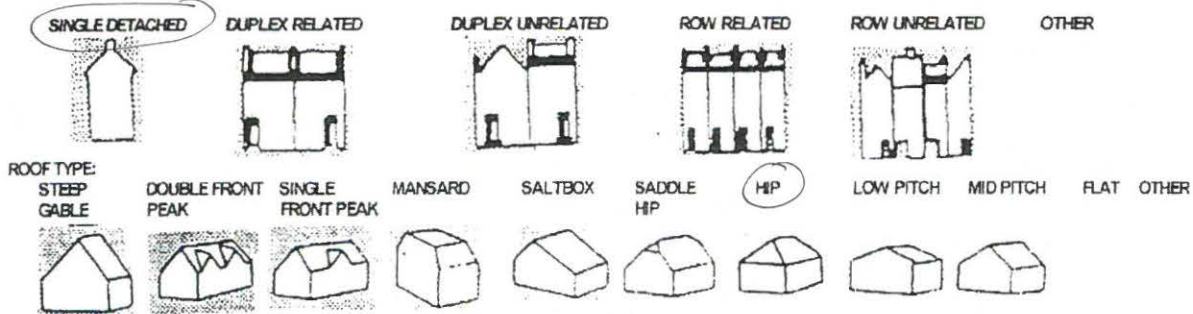
Postal Code: **A0A 4K0**

Lat/Long (decimal degrees): **N 47 16.865' W 052 49.659'**

Property Width (m): **8.25**

Property Depth (m): **7.0m**

BUILDING TYPE:



ROOFING MATERIAL: (A) WOOD SHINGLE (B) FELT ☒ (C) ASPHALT (D) SLATE (E) OTHER

DORMER POSITION:
FLUSH WITH EAVE LINE

CUT THROUGH EAVE LINE

ABOVE EAVE LINE

☒ NONE

OTHER



DORMER TYPE:
PEAK

HIP

GAMBREL

SHED

BAY

EYEBROW

SEMICIRCULAR

5 SIDED BAY

OTHER



EXTERIOR SHEATHING:

NARROW CLAPBOARD

WIDE WOOD CLAPBOARD

BOARD & BATTEN

WOOD SHIPLAP

WOOD SHINGLE

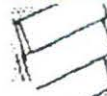
CUT STONE ASHLAR

FIELD STONE

BRICK

☒ VINYL

OTHER



TYPE OF CONSTRUCTION:

VERTICAL LOG FULL STUDD

VERTICAL PLANK

MORTISE & TENON

☒ NAILED TIMBER FRAME

STONE

BRICK

CONCRETE

UNDETERMINED

OTHER



FOUNDATION TYPE: (A) ABOVE GROUND (B) ☒ BELOW GROUND (C) UNDETERMINED

FOUNDATION MATERIAL:

STONE WALL

STONE PILE

STONE W/WOOD



WOOD POST

HEWN LOG

CONCRETE

☒ CONCRETE AND STONE

OTHER



STOREYS: 1 1.5 ☒ 2 2.5 3 3.5 4 OR MORE IRREGULAR OTHER



PLAN:

SQUARE RECT. LONG F. SHORT FACADE

RECT.

L

U

T

H

CIRCLE

POLYGON

IRREGULAR

OTHER



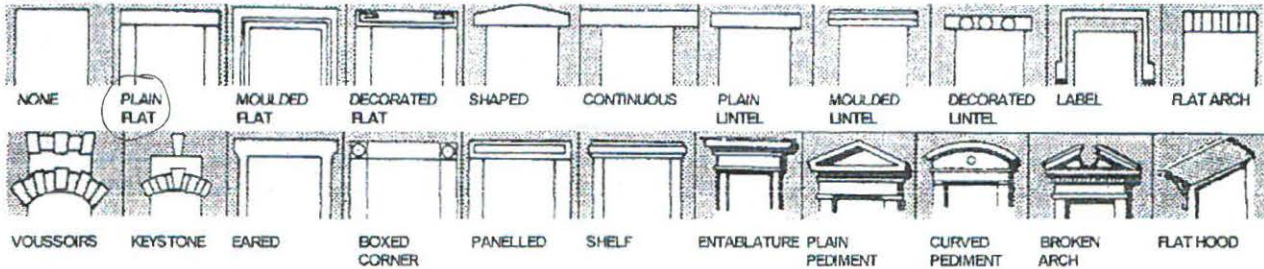
WITLESS BAY HERITAGE INVENTORY

Newfoundland and Labrador Architectural Inventory - Architectural Details Page

Main door shape: Rectangle

Main door material: 1 - solid wood 2 - wood plank 3 - wood panel 4 - wood w/glass
5 - modern metal 6 - metal w/glass 7 - glass 8 - other

Door Trim/Decoration:



Main entrance

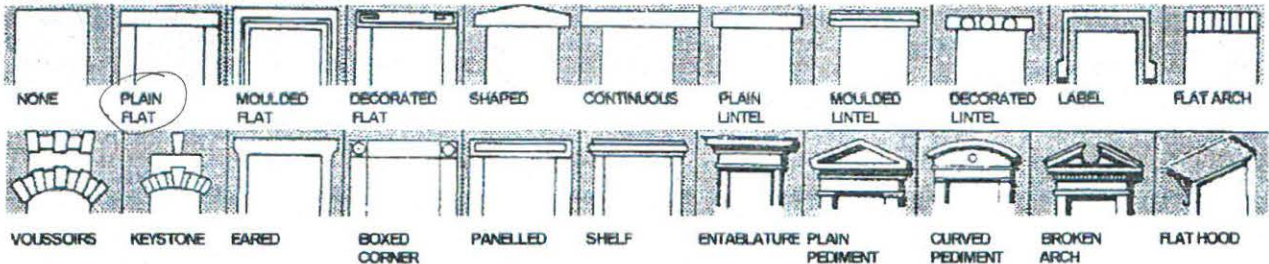
Location: 1 - front facade 2 - rear facade 3 - left gable end 4 - right gable end (circled) 5 - other
Stairs: 1 - straight front 2 - straight side 3 - double 4 - none (circled)
Porch type: 1 - stoop 2 - covered/open 3 - part enclosed 4 - enclosed
5 - recessed 6 - none (circled)

Typical Window shape: rectangle

Typical type: 1 - single hung (circled) 2 - double hung 3 - casement 4 - vertical slider
5 - horizontal slider 6 - fixed 7 - undetermined 8 - other

Typical Panes: 1/1 (circled) 2/2 3/6 2/4 6/6 picture other

Window Trim/Decoration:



Roof and Eaves Trim:



Alterations (note any visible alterations to the structure)

- Porch added to the left façade 2 m x 7m

Other unusual or notable finishes or details:

- Originally owned by a Norris Family
- Built c. 1890-1910
- Present owner - ?





WITLESS BAY HERITAGE INVENTORY

04

Newfoundland and Labrador Architectural Inventory - General Architecture Page

Date Recorded: **Mar. 8/11**

Recorded By: **Barry Norris**

Building Name: **Hillary Maloney House**

Address: **Fisherman's Road, Witless Bay**

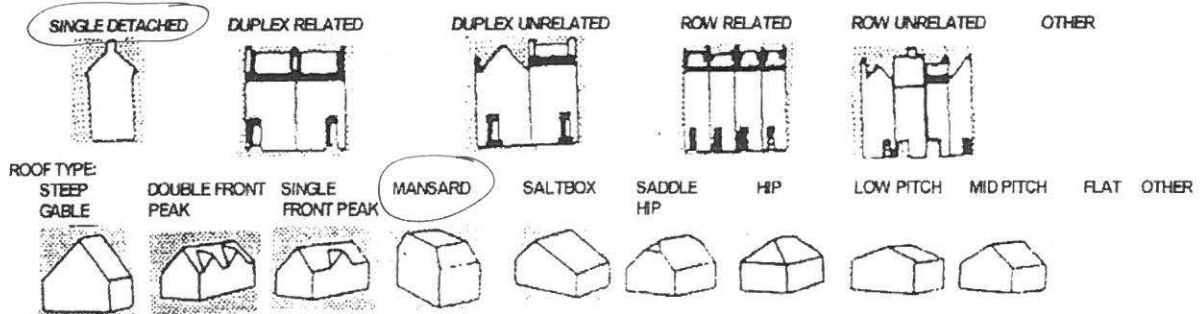
Postal Code: **A0A 4K0**

Lat/Long (decimal degrees): **N 47 16.839' W 052 49.486'**

Property Width (m): **7.75m**

Property Depth (m): **6.55m**

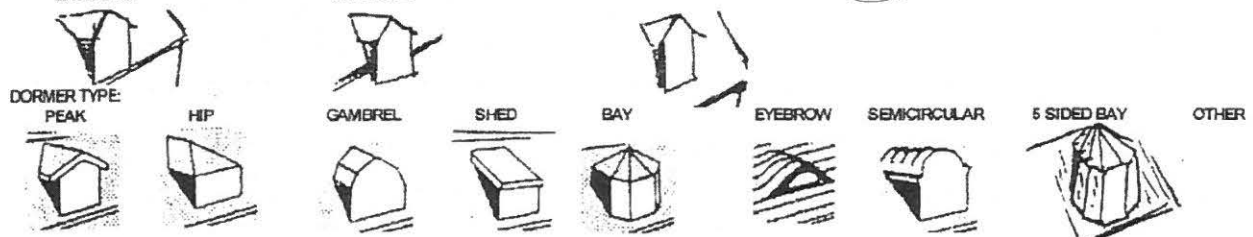
BUILDING TYPE:



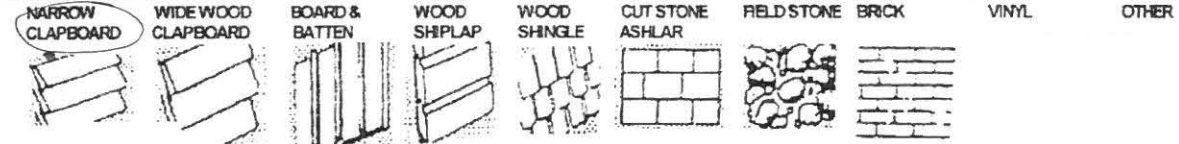
ROOFING MATERIAL: (A) WOOD SHINGLE (B) FELT (C) ASPHALT (D) SLATE (E) OTHER

DORMER POSITION:

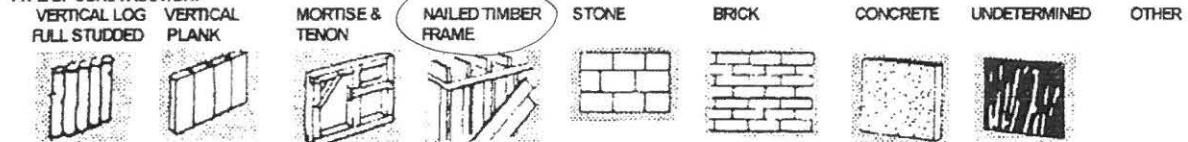
FLUSH WITH EAVE LINE **CUT THROUGH EAVE LINE** **ABOVE EAVE LINE** **NONE** **OTHER**



EXTERIOR SHEATHING:



TYPE OF CONSTRUCTION:



FOUNDATION TYPE: (A) ABOVE GROUND (B) BELOW GROUND (C) UNDETERMINED

FOUNDATION MATERIAL:



STOREYS: 1 1.5 2 2.5 3 3.5 4 OR MORE IRREGULAR OTHER



PLAN: SQUARE RECT. LONG F. SHORT FACADE RECT. L U T H CIRCLE POLYGON IRREGULAR OTHER



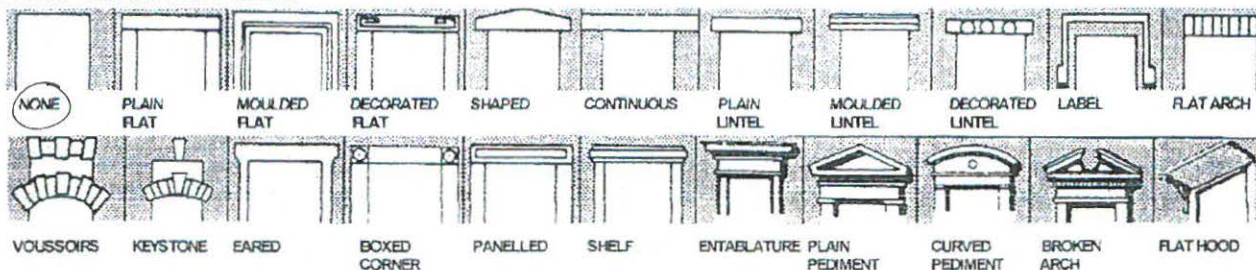
WITLESS BAY HERITAGE INVENTORY

Newfoundland and Labrador Architectural Inventory - Architectural Details Page

Main door shape: Rectangle

Main door material: 1 - solid wood 2 - wood plank 3 - wood panel 4 - wood w/glass
5 - modern metal 6 - metal w/glass 7 - glass 8 - other

Door Trim/Decoration:



Main entrance

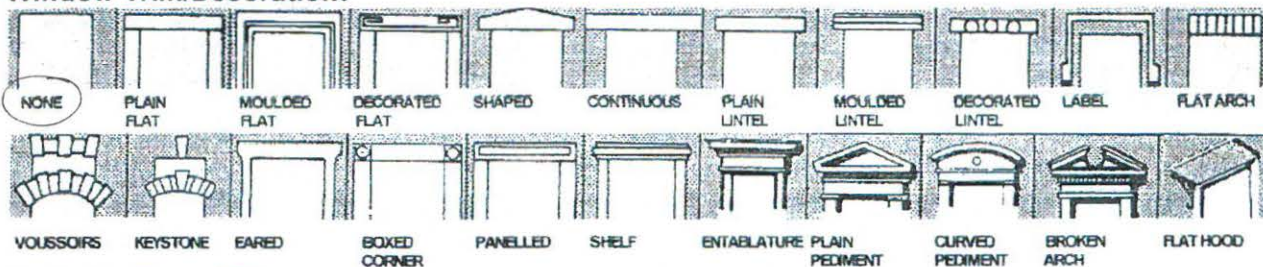
Location: 1 - front facade 2 - rear facade 3 - left gable end 4 - right gable end 5 - other
Stairs: 1 - straight front 2 - straight side 3 - double 4 - none
Porch type: 1 - stoop 2 - covered/open 3 - part enclosed 4 - enclosed
5 - recessed 6 - none

Typical Window shape: Square

Typical type: 1 - single hung 2 - double hung 3 - casement 4 - vertical slider
5 - horizontal slider 6 - fixed 7 - undetermined 8 - other

Typical Panes: 1/1 2/2 3/6 2/4 6/6 picture other

Window Trim/Decoration:



Roof and Eaves Trim:



Alterations (note any visible alterations to the structure)

- In the 1970's the Mansard style semi circular windows were replaced and the Mansard roof was flattened.

Other unusual or notable finishes or details:

- Built between 1900-1910 by Ned Maloney
- Present Owner – Hillary Maloney





044 right gable
end



044 back

WITLESS BAY HERITAGE INVENTORY

04

Newfoundland and Labrador Architectural Inventory - General Architecture Page

Date Recorded: **Mar. 8/11**

Recorded By: **Barry Norris**

Building Name: **Andrew Power House**

Address: **Irish Town Road, Witless Bay**

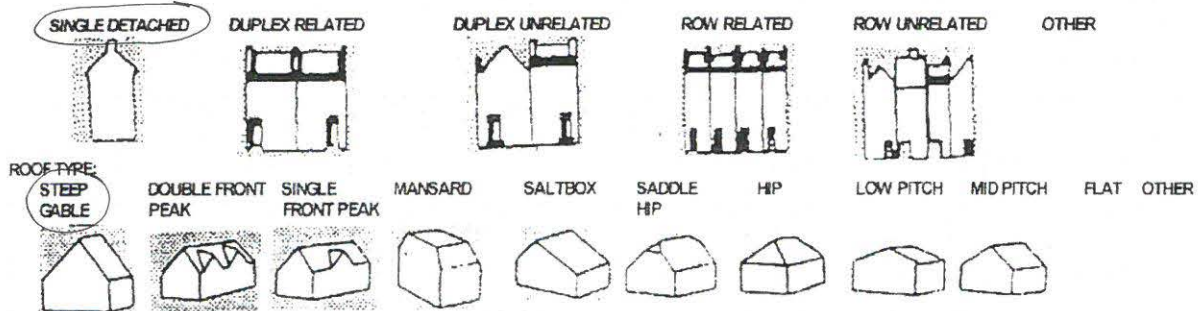
Postal Code: **A0A 4K0**

Lat/Long (decimal degrees): **N 47 16.885' W 052 49.459'**

Property Width (m): **c.7m**

Property Depth (m): **c.6m**

BUILDING TYPE:



ROOFING MATERIAL: (A) WOOD SHINGLE (B) FELT **(C) ASPHALT** (D) SLATE (E) OTHER

DORMER POSITION:
FLUSH WITH
EAVE LINE

CUT THROUGH
EAVE LINE

ABOVE EAVE LINE

NONE

OTHER



DORMER TYPE:
PEAK

HIP

GAMBREL

SHED


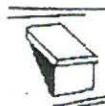
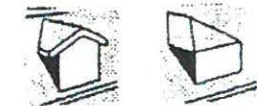
BAY

EYEBROW

SEMICIRCULAR

5 SIDED BAY

OTHER



EXTERIOR SHEATHING:

NARROW
CLAPBOARD

WIDE WOOD
CLAPBOARD

BOARD &
BATTEN

WOOD
SHIPLAP

WOOD
SHINGLE

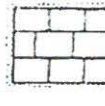
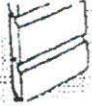

CUT STONE
ASHLAR

FIELD STONE

BRICK

VINYL

OTHER



TYPE OF CONSTRUCTION:

VERTICAL LOG
FULL STUDDO

VERTICAL
PLANK

MORTISE &
TENON

NAILED TIMBER
FRAME

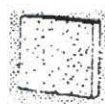

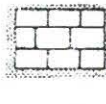
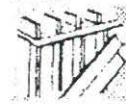
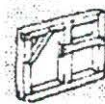
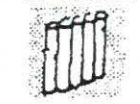
STONE

BRICK

CONCRETE

UNDETERMINED

OTHER



FOUNDATION TYPE: (A) ABOVE GROUND **(B) BELOW GROUND** (C) UNDETERMINED

FOUNDATION MATERIAL:

STONE WALL

STONE PILE

STONE W/WOOD

WOOD POST

Hewn LOG

CONCRETE

CONCRETE
AND STONE

OTHER



STOREYS: 1 **1.5** 2 2.5 3 3.5 4 OR MORE IRREGULAR OTHER



PLAN: SQUARE RECT. **RECT. LONG F. SHORT FACADE** L U T H CIRCLE POLYGON IRREGULAR OTHER



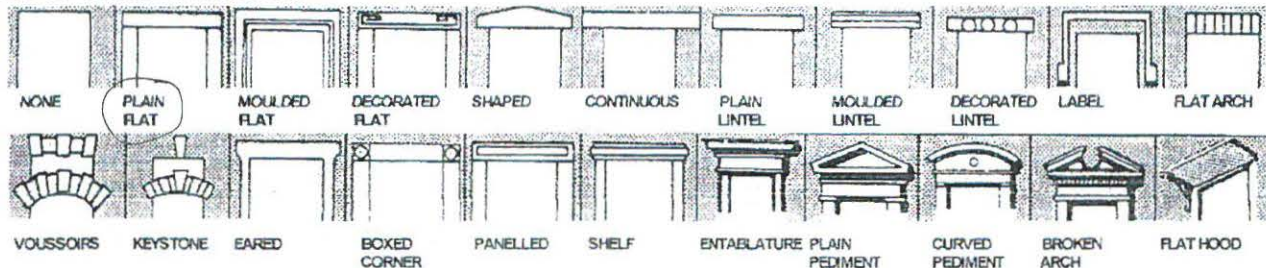
WITLESS BAY HERITAGE INVENTORY

Newfoundland and Labrador Architectural Inventory - Architectural Details Page

Main door shape: Rectangle

Main door material: 1 - solid wood 2 - wood plank 3 - wood panel 4 - wood w/glass
5 - modern metal 6 - metal w/glass 7 - glass 8 - other

Door Trim/Decoration:



Main entrance

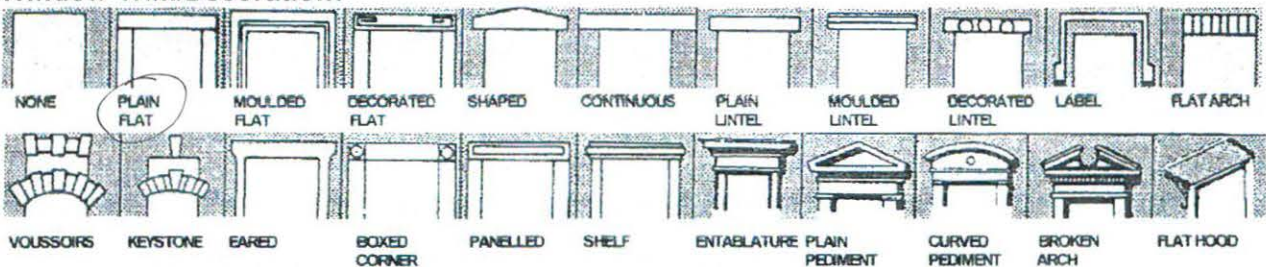
Location: 1 - front facade (circled) 2 - rear facade 3 - left gable end 4 - right gable end 5 - other
Stairs: 1 - straight front 2 - straight side 3 - double 4 - none (circled)
Porch type: 1 - stoop 2 - covered/open 3 - part enclosed 4 - enclosed
5 - recessed 6 - none (circled)

Typical Window shape: Rectangle

Typical type: 1 - single hung (circled) 2 - double hung 3 - casement 4 - vertical slider
5 - horizontal slider 6 - fixed 7 - undetermined 8 - other

Typical Panes: 1/1 (circled) 2/2 3/6 2/4 6/6 picture other

Window Trim/Decoration:



Roof and Eaves Trim:



Alterations (note any visible alterations to the structure)

2005 the outside was renovated. New windows added and vinyl siding put on over the old clapboard.

Other unusual or notable finishes or details:

- Built c. 1880-1900
- Present Owner - ?





045 back



045 right gable end





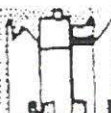





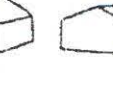
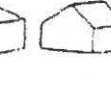























































WITLESS BAY HERITAGE INVENTORY

04

Newfoundland and Labrador Architectural Inventory - General Architecture Page

Date Recorded: **Mar. 8/11**Recorded By: **Barry Norris**Building Name: **Rick & Bonnie House**Address: **Gallows Cove Road, Witless Bay**Postal Code: **A0A 4K0**Lat/Long (decimal degrees): **N 47 15.784' W 052 48.776'**Property Width (m):
13.70mProperty Depth (m): **7.60m**

BUILDING TYPE

<input checked="" type="radio"/> SINGLE DETACHED	<input type="radio"/> DUPLEX RELATED	<input type="radio"/> DUPLEX UNRELATED	<input type="radio"/> ROW RELATED	<input type="radio"/> ROW UNRELATED	<input type="radio"/> OTHER						
											
ROOF TYPE:	DOUBLE FRONT PEAK	SINGLE FRONT PEAK	MANSARD	SALTBOX	SADDLE HP	HP	<input checked="" type="radio"/> LOW PITCH	<input checked="" type="radio"/> MID PITCH	FLAT	OTHER	
STEEP GABLE											
ROOFING MATERIAL:	(A) WOOD SHINGLE	<input checked="" type="radio"/> (B) FELT	<input checked="" type="radio"/> (C) ASPHALT	(D) SLATE	(E) OTHER						
DORMER POSITION:	FLUSH WITH EAVE LINE	CUT THROUGH EAVE LINE	ABOVE EAVE LINE	<input checked="" type="radio"/> NONE	OTHER						
											
DORMER TYPE:	PEAK	HP	GAMBREL	SHED	BAY	EYEBROW	SEMICIRCULAR	5 SIDED BAY	OTHER		
											
EXTERIOR SHEATHING:	NARROW CLAPBOARD	<input checked="" type="radio"/> WIDE WOOD CLAPBOARD	BOARD & BATTEN	WOOD SHIPLAP	WOOD SHINGLE	CUT STONE ASHLAR	FIELD STONE	BRICK	VINYL	OTHER	
											
TYPE OF CONSTRUCTION:	VERTICAL LOG FULL STUDDED	VERTICAL PLANK	MORTISE & TENON	<input checked="" type="radio"/> NAILED TIMBER FRAME	STONE	BRICK	CONCRETE	UNDETERMINED	OTHER		
											
FOUNDATION TYPE:	<input checked="" type="radio"/> (A) ABOVE GROUND	<input type="radio"/> (B) BELOW GROUND	<input type="radio"/> (C) UNDETERMINED								
FOUNDATION MATERIAL:	STONE WALL	STONE PILE	STONE W/WOOD	WOOD POST	HEWN LOG	<input checked="" type="radio"/> CONCRETE	CONCRETE AND STONE	OTHER			
											
STOREYS:	1	1.5	<input checked="" type="radio"/> 2	2.5	3	3.5	4 OR MORE	IRREGULAR	OTHER		
											
PLAN:	SQUARE	<input checked="" type="radio"/> RECT. LONG/SHORT FACADE	RECT.	L	U	T	H	CIRCLE	POLYGON	IRREGULAR	OTHER
											

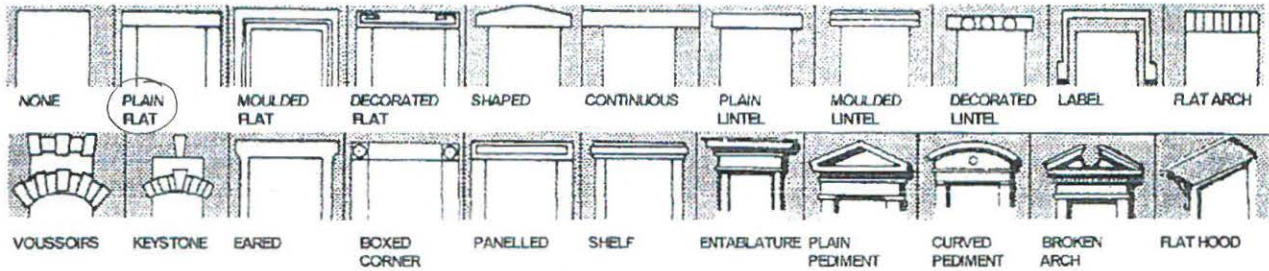
WITLESS BAY HERITAGE INVENTORY

Newfoundland and Labrador Architectural Inventory - Architectural Details Page

Main door shape: Rectangle

Main door material: 1 - solid wood 2 - wood plank 3 - wood panel 4 - wood w/glass
5 - modern metal 6 - metal w/glass 7 - glass 8 - other

Door Trim/Decoration:



Main entrance

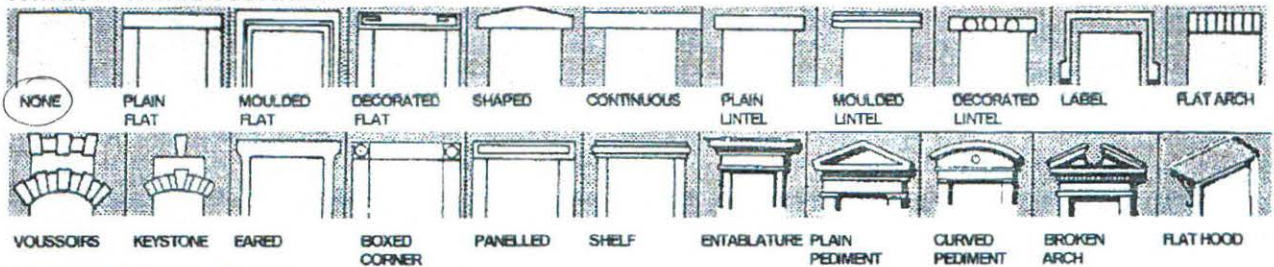
Location: 1 - front facade 2 - rear facade 3 - left gable end 4 - right gable end 5 - other
Stairs: 1 - straight front 2 - straight side 3 - double 4 - none
Porch type: 1 - stoop 2 - covered/open 3 - part enclosed 4 - enclosed
5 - recessed 6 - none

Typical Window shape: rectangle

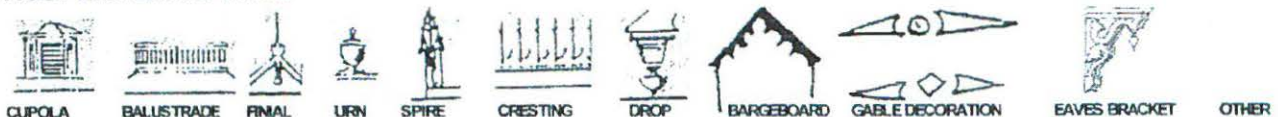
Typical type: 1 - single hung 2 - double hung 3 - casement 4 - vertical slider
5 - horizontal slider 6 - fixed 7 - undetermined 8 - other

Typical Panes: 1/1 2/2 3/6 2/4 6/6 picture other

Window Trim/Decoration:



Roof and Eaves Trim:



Alterations (note any visible alterations to the structure)

The house started out as a biscuit box style house of the late 19th early 20th Century and two different additions were added by the present owner in the 1970's. One addition on the rear façade going up 2 stories and another on the left gable end of one storey. The rear addition was c.3m, the left gable end add c. 4.5m.


Other unusual or notable finishes or details:

- Present owners – Rick & Bonnie Johnstone
- Built c.1890's - 1910





046 back



046 right gable end

WITLESS BAY HERITAGE INVENTORY

04

Newfoundland and Labrador Architectural Inventory - General Architecture Page

Date Recorded: **Mar. 8/11**

Recorded By: **Barry Norris**

Building Name: **Dave Lundrigan House**

Address: **Lower Loop Road, Witless Bay**

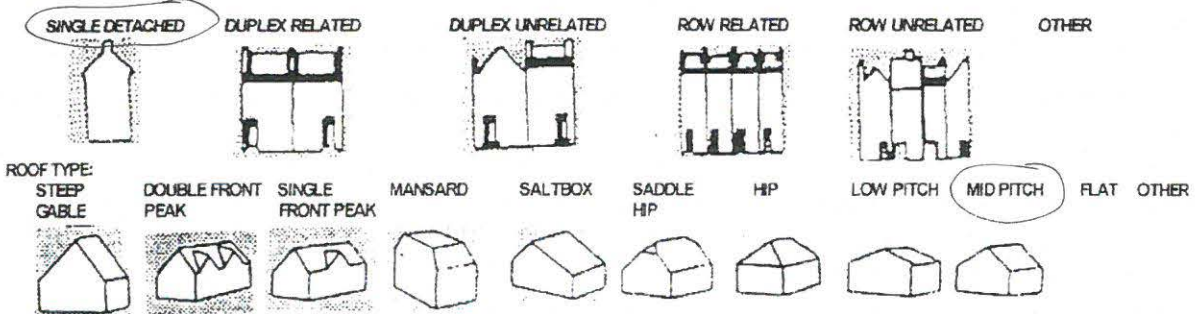
Postal Code: **AOA 4K0**

Lat/Long (decimal degrees): **N 47 16.523' W 052 49.826'**

Property Width (m): **8.5m**

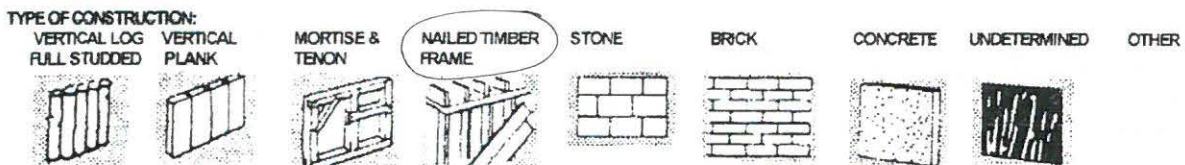
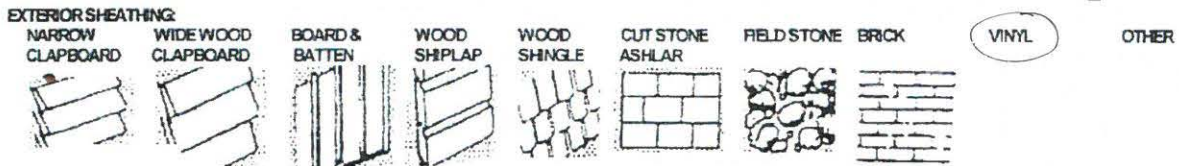
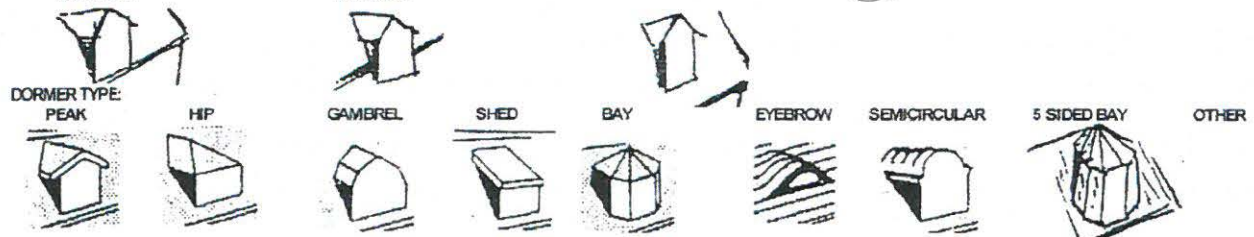
Property Depth (m): **6.5m**

BUILDING TYPE



ROOFING MATERIAL: (A) WOOD SHINGLE (B) FELT (C) ASPHALT (D) SLATE (E) OTHER

DORMER POSITION: **FLUSH WITH EAVE LINE** **CUT THROUGH EAVE LINE** **ABOVE EAVE LINE** **NONE** **OTHER**



FOUNDATION TYPE: (A) ABOVE GROUND (B) BELOW GROUND (C) UNDETERMINED



STOREYS: 1 1.5 2 2.5 3 3.5 4 OR MORE IRREGULAR OTHER



PLAN: **SQUARE** **RECT. LONG F.** **RECT. SHORT FACADE** **L** **U** **T** **H** **CIRCLE** **POLYGON** **IRREGULAR** **OTHER**



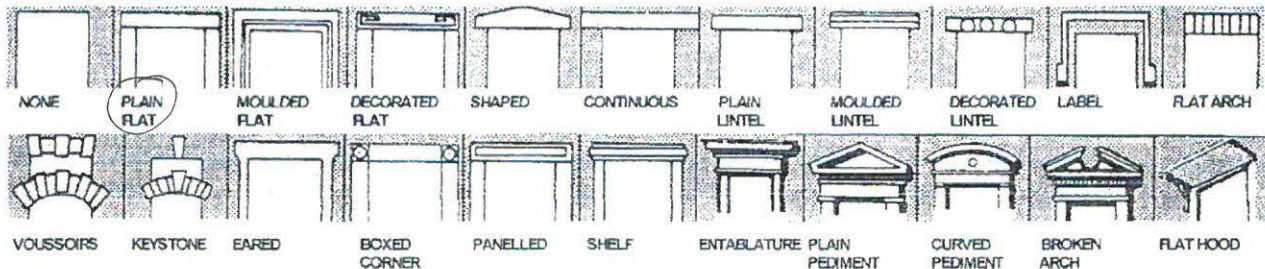
WITLESS BAY HERITAGE INVENTORY

Newfoundland and Labrador Architectural Inventory - Architectural Details Page

Main door shape: **Rectangle**

Main door material: 1 - solid wood 2 - wood plank 3 - wood panel 4 - wood w/glass
5 - modern metal 6 - metal w/glass 7 - glass 8 - other

Door Trim/Decoration:



Main entrance

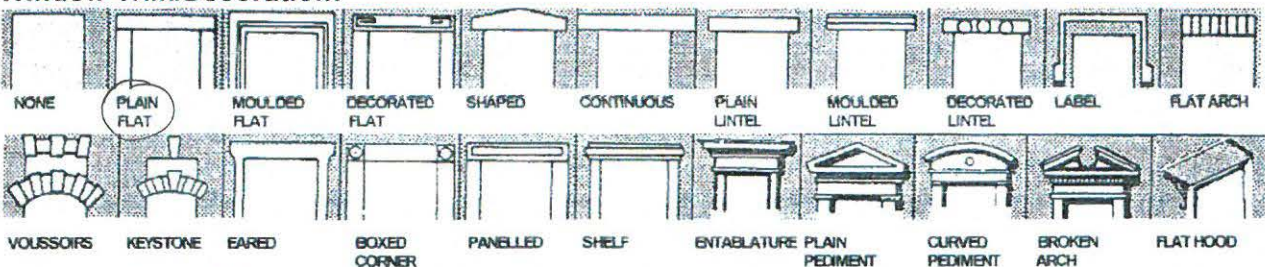
Location: 1 - front facade 2 - rear facade 3 - left gable end 4 - right gable end (circled) 5 - other
Stairs: 1 - straight front 2 - straight side 3 - double 4 - none (circled)
Porch type: 1 - stoop 2 - covered/open 3 - part enclosed 4 - enclosed
6 - none (circled)

Typical Window shape: **rectangle**

Typical type: 1 - single hung (circled) 2 - double hung 3 - casement 4 - vertical slider
5 - horizontal slider 6 - fixed 7 - undetermined 8 - other

Typical Panes: 1/1 (circled) 2/2 (circled) 3/6 2/4 6/6 picture other

Window Trim/Decoration:




Roof and Eaves Trim:



Alterations (note any visible alterations to the structure)

Other unusual or notable finishes or details:

- Built c. 1890-1910
- Original owner – Dave Lundrigan
- Present owner – Ernie Dunne





WITLESS BAY HERITAGE INVENTORY

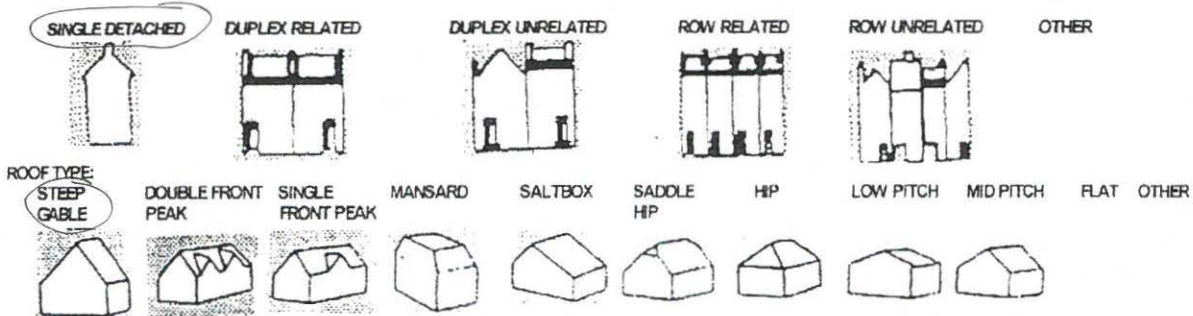
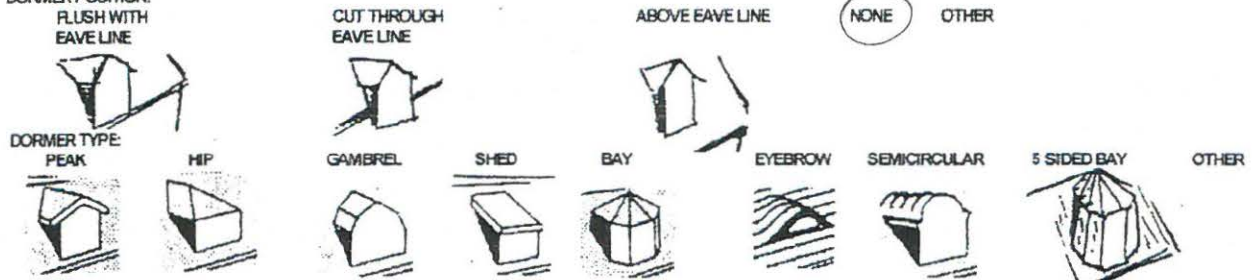
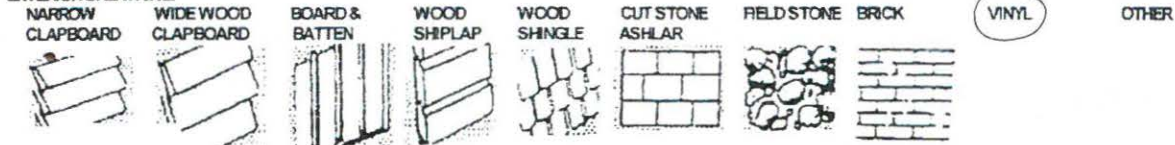
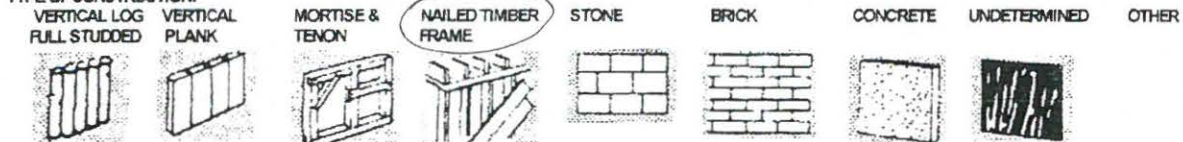
041

Newfoundland and Labrador Architectural Inventory - General Architecture Page

Date Recorded: **Mar. 9/11**Recorded By: **Barry Norris**Building Name: **St. Patrick's Church**Address: **The Avenue, Witless Bay**Postal Code: **A0A 4K0**Lat/Long (decimal degrees): **N 47 16.861' W 052 49.821'**

Property Width (m):

Property Depth (m):

BUILDING TYPE:ROOFING MATERIAL: (A) WOOD SHINGLE (B) FELT (C) ASPHALT (D) SLATE (E) OTHER **Metal****DORMER POSITION:****EXTERIOR SHEATHING:****TYPE OF CONSTRUCTION:**

FOUNDATION TYPE: (A) ABOVE GROUND (B) BELOW GROUND (C) UNDETERMINED

FOUNDATION MATERIAL:STOREYS: 1 1.5 **2** 2.5 3 3.5 4 OR MORE IRREGULAR OTHERPLAN: SQUARE RECT. LONG F. **RECT. SHORT FACADE** U T H CIRCLE POLYGON IRREGULAR OTHER

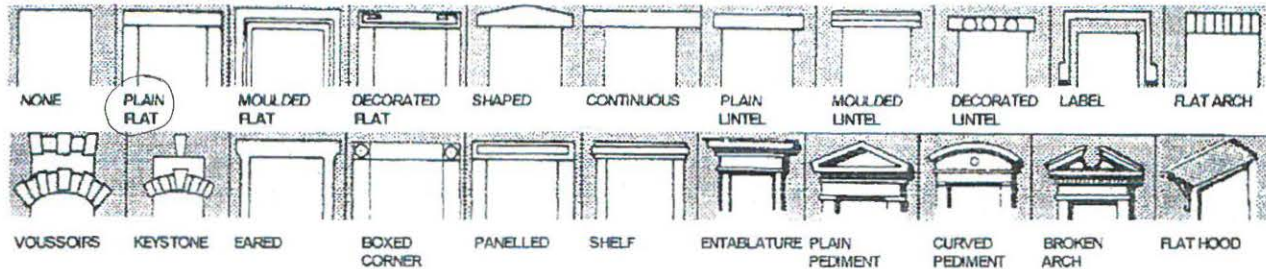
WITLESS BAY HERITAGE INVENTORY

Newfoundland and Labrador Architectural Inventory - Architectural Details Page

Main door shape: Rectangle

Main door material: 1 - solid wood 2 - wood plank 3 - wood panel 4 - wood w/glass
5 - modern metal 6 - metal w/glass 7 - glass 8 - other

Door Trim/Decoration:



Main entrance

Location: 1 - front facade 2 - rear facade 3 - left gable end 4 - right gable end 5 - other

Stairs: 1 - straight front 2 - straight side 3 - double 4 - none

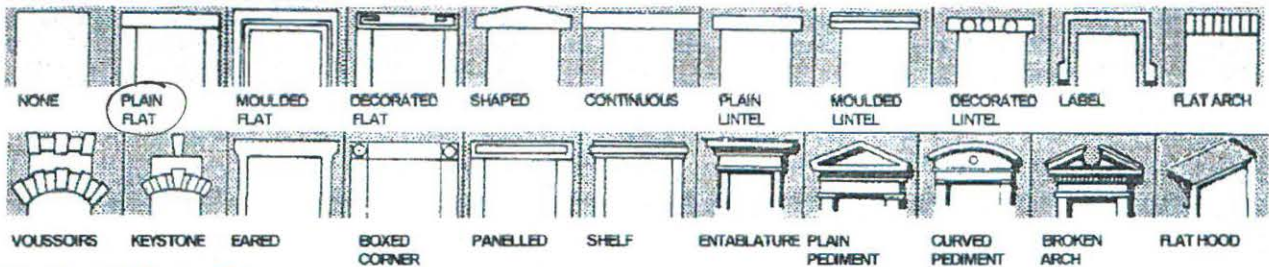
Porch type: 1 - stoop 2 - covered/open 3 - part enclosed 4 - enclosed
5 - recessed 6 - none

Typical Window shape:

Typical type: 1 - single hung 2 - double hung 3 - casement 4 - vertical slider
5 - horizontal slider 6 - fixed 7 - undetermined 8 - other gothic Arch

Typical Panes: 1/1 2/2 3/6 2/4 6/6 picture other multiple

Window Trim/Decoration:



Roof and Eaves Trim:



Alterations (note any visible alterations to the structure)

- A chapel added in the late 1800's
- The bell was removed from the bell tower (1970's)
- The porch has been altered
- The spires are changed


Other unusual or notable finishes or details:

- Built under Dean Patrick Cleary
- Gothic style windows (original)
- The large window over the front façade was replaced with modern style panes
- C. 1980's





048 right

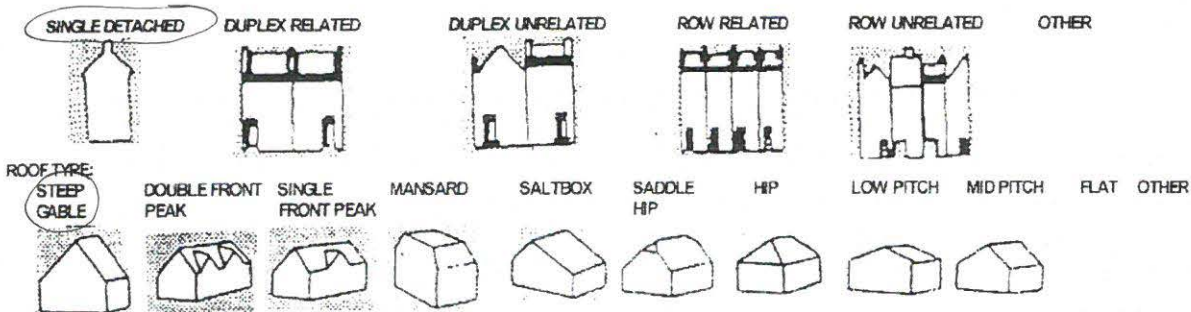


048 front

WITLESS BAY HERITAGE INVENTORY

04

Newfoundland and Labrador Architectural Inventory - General Architecture Page

Date Recorded: **Mar. 9/11**Recorded By: **Barry Norris**Building Name: **R.C. Preysbytr (The Palace)** Address: **The Avenue, Witless Bay**Postal Code: **AOA 4K0**Lat/Long (decimal degrees): **N 47 16.859' W 052 49.861'**Property Width (m): **?**Property Depth (m): **?****BUILDING TYPE****ROOFING MATERIAL:** (A) WOOD SHINGLE (B) FELT (C) ASPHALT (D) SLATE (E) OTHER**DORMER POSITION:** **FLUSH WITH EAVE LINE****CUT THROUGH EAVE LINE****ABOVE EAVE LINE****NONE****OTHER****DORMER TYPE:** **PEAK** **HIP** **GAMBREL** **SHED** **BAY** **EYEBROW** **SEMICIRCULAR** **5 SIDED BAY** **OTHER****EXTERIOR SHEATHING:** **NARROW CLAPBOARD** **WIDE WOOD CLAPBOARD** **BOARD & BATTEN** **WOOD SHIPLAP** **WOOD SHINGLE** **CUT STONE ASHLAR** **FIELD STONE** **BRICK** **VINYL** **OTHER****TYPE OF CONSTRUCTION:** **VERTICAL LOG FULL STUDDED** **VERTICAL PLANK** **MORTISE & TENON** **NAILED TIMBER FRAME** **STONE** **BRICK** **CONCRETE** **UNDETERMINED** **OTHER****FOUNDATION TYPE:** (A) ABOVE GROUND (B) BELOW GROUND (C) UNDETERMINED**FOUNDATION MATERIAL:** **STONE WALL** **STONE PILE** **STONE W/ WOOD** **WOOD POST** **HEWN LOG** **CONCRETE** **CONCRETE AND STONE** **OTHER****STOREYS:** 1 1.5 2 2.5 3 3.5 4 OR MORE **IRREGULAR** **OTHER****PLAN:** **SQUARE** **RECT. LONG F.** **RECT. SHORT FACADE** **L** **U** **T** **H** **CIRCLE** **POLYGON** **IRREGULAR** **OTHER**

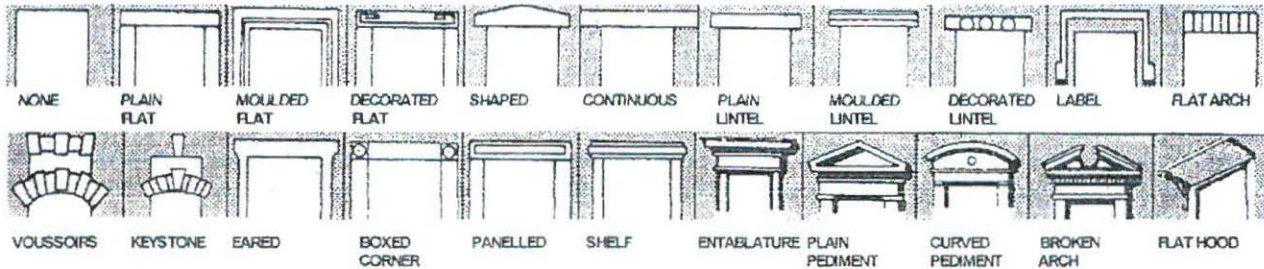
WITLESS BAY HERITAGE INVENTORY

Newfoundland and Labrador Architectural Inventory - Architectural Details Page

Main door shape: Rectangle

Main door material: 1 - solid wood 2 - wood plank 3 - wood panel 4 - wood w/glass
5 - modern metal 6 - metal w/glass 7 - glass 8 - other

Door Trim/Decoration:



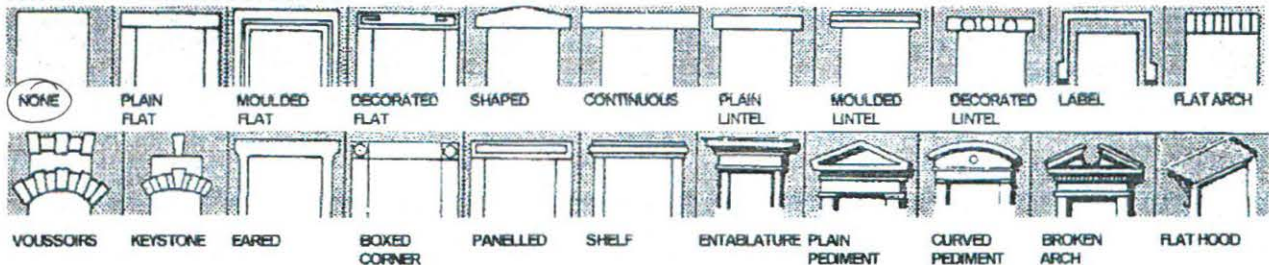
Main entrance

Location: 1 - front facade 2 - rear facade 3 - left gable end 4 - right gable end 5 - other
Stairs: 1 - straight front 2 - straight side 3 - double 4 - none
Porch type: 1 - stoop 2 - covered/open 3 - part enclosed 4 - enclosed
5 - recessed 6 - none

Typical Window shape:

Typical type: 1 - single hung 2 - double hung 3 - casement 4 - vertical slider
5 - horizontal slider 6 - fixed 7 - undetermined 8 - other
Typical Panes: 1/1 2/2 3/6 2/4 6/6 picture other

Window Trim/Decoration:



Roof and Eaves Trim:



Alterations (note any visible alterations to the structure)

- Visible alterations are; windows, shingles
- It has maintained its original shape
- An addition on rear facade

Other unusual or notable finishes or details:

- Built under Dean Patrick Cleary
- The porch has 6 columns on the front, three on each side of steps
- It has 2 chimneys, each with four separate pots
- Built c. 1848 (newspapers found on inside walls)





WITLESS BAY HERITAGE INVENTORY

05

Newfoundland and Labrador Architectural Inventory - General Architecture Page

Date Recorded: **Mar. 9/11**

Recorded By: **Barry Norris**

Building Name: **Johnny Carey House**

Address: **Lower Loop Place, Witless Bay**

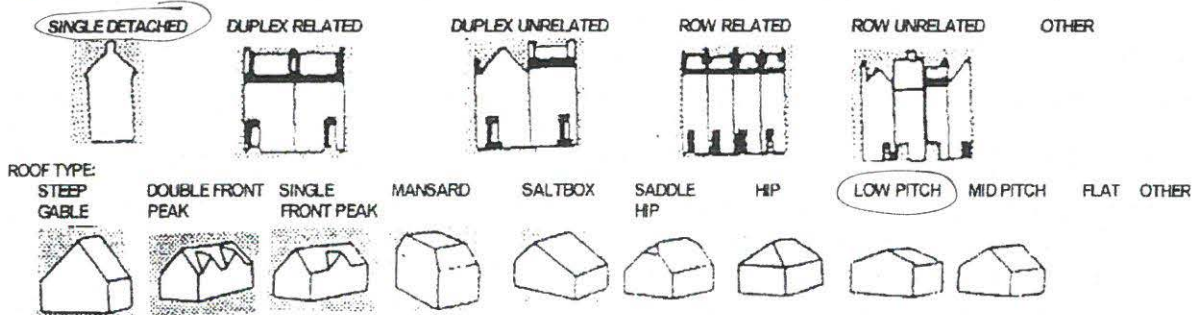
Postal Code: **A0A 4K0**

Lat/Long (decimal degrees): **N 47 16.507' W 052 49.769'**

Property Width (m): **8.40m**

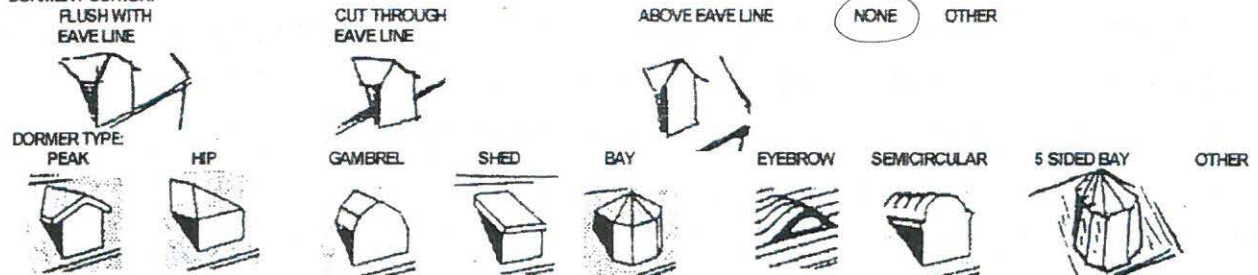
Property Depth (m): **6.25m**

BUILDING TYPE:

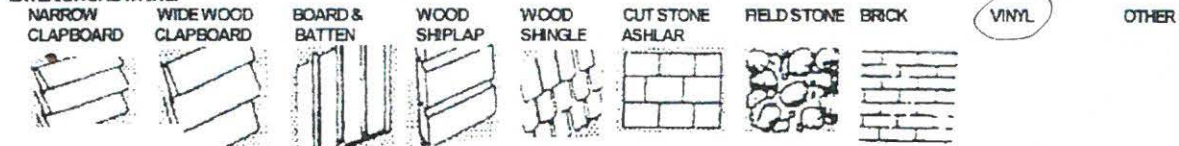


ROOFING MATERIAL: (A) WOOD SHINGLE (B) FELT (C) ASPHALT (D) SLATE (E) OTHER

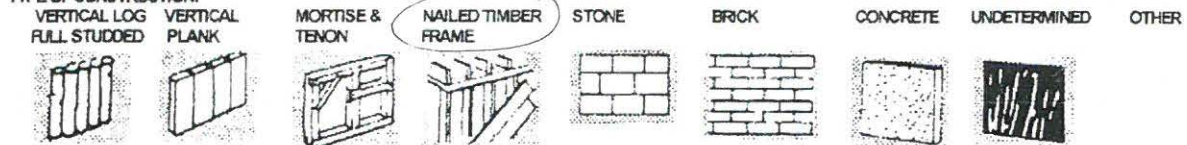
DORMER POSITION:



EXTERIOR SHEATHING:




TYPE OF CONSTRUCTION:



FOUNDATION TYPE: (A) ABOVE GROUND (B) BELOW GROUND (C) UNDETERMINED

FOUNDATION MATERIAL:



STOREYS: 1 1.5 2 2.5 3 3.5 4 OR MORE IRREGULAR OTHER

PLAN: **SQUARE RECT. LONG F.** **RECT. SHORT FACADE** **L** **U** **T** **H** **CIRCLE** **POLYGON** **IRREGULAR** **OTHER**

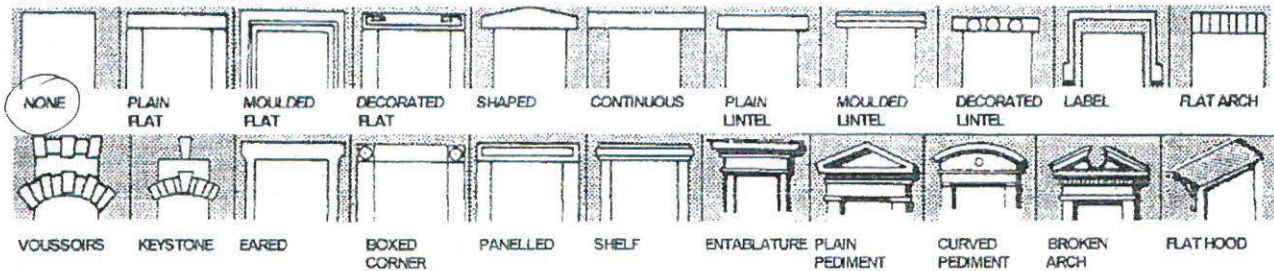
WITLESS BAY HERITAGE INVENTORY

Newfoundland and Labrador Architectural Inventory - Architectural Details Page

Main door shape: Rectangle

Main door material: 1 - solid wood 2 - wood plank 3 - wood panel 4 - wood w/glass
5 - modern metal 6 - metal w/glass 7 - glass 8 - other

Door Trim/Decoration:



Main entrance

Location: 1 - front facade 2 - rear facade 3 - left gable end 4 - right gable end 5 - other

Stairs: 1 - straight front 2 - straight side 3 - double 4 - none

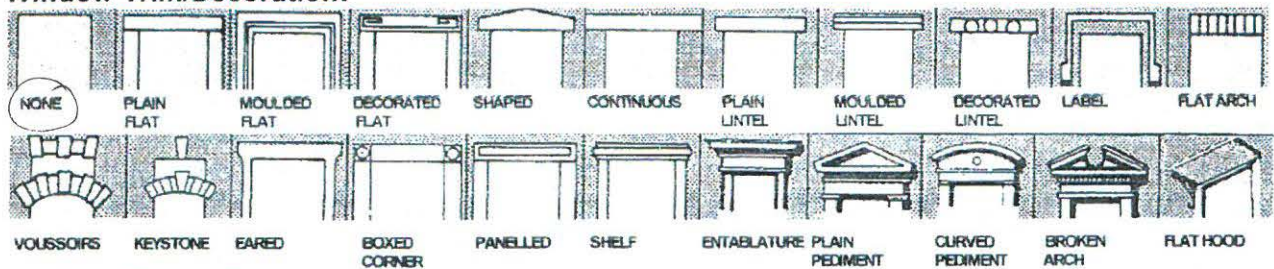
Porch type: 1 - stoop 2 - covered/open 3 - part enclosed 4 - enclosed
5 - recessed 6 - none

Typical Window shape: rectangle

Typical type: 1 - single hung 2 - double hung 3 - casement 4 - vertical slider
5 - horizontal slider 6 - fixed 7 - undetermined 8 - other

Typical Panes: 1/1 2/2 3/6 2/4 6/6 picture other

Window Trim/Decoration:



Roof and Eaves Trim:



Alterations (note any visible alterations to the structure)

- No visible alterations
- Present owners doesn't know of any

Other unusual or notable finishes or details:

- Built around 1925
- Present owner Johnny Carey





WITLESS BAY HERITAGE INVENTORY

05

Newfoundland and Labrador Architectural Inventory - General Architecture Page

Date Recorded: **Mar. 9/11**

Recorded By: **Barry Norris**

Building Name: **Jackie Carey House**

Address: **Harbour Road, Witless Bay**

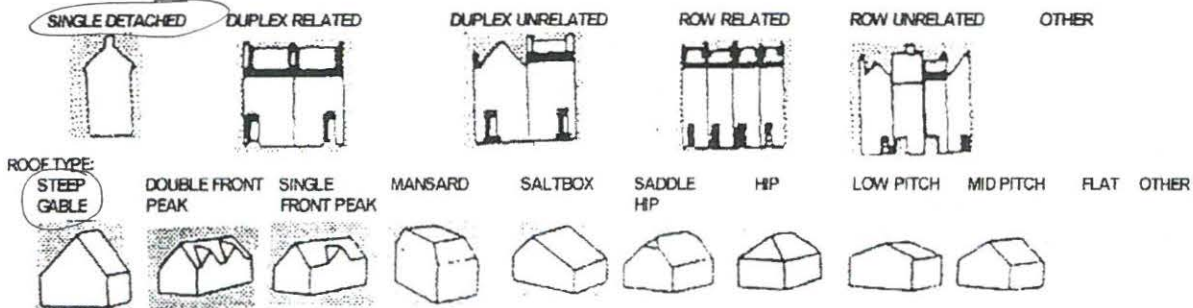
Postal Code: **A0A 4K0**

Lat/Long (decimal degrees): **N 47 16.869' W 052 49.209'**

Property Width (m): **8.10m**

Property Depth (m): **7.98m**

BUILDING TYPE



ROOFING MATERIAL: (A) WOOD SHINGLE (B) FELT **(C) ASPHALT** (D) SLATE (E) OTHER

DORMER POSITION:
FLUSH WITH
EAVE LINE

CUT THROUGH
EAVE LINE

ABOVE EAVE LINE

NONE OTHER



DORMER TYPE:
PEAK

HIP

GAMBREL

SHED

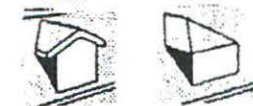
BAY

EYEBROW

SEMICIRCULAR

5 SIDED BAY

OTHER



EXTERIOR SHEATHING:

NARROW
CLAPBOARD

WIDE WOOD
CLAPBOARD

BOARD &
BATTEN

WOOD
SHIPLAP

WOOD
SHINGLE

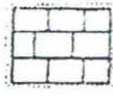
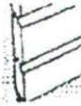
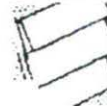
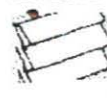
CUT STONE
ASHLAR

FIELD STONE

BRICK

VINYL

OTHER



TYPE OF CONSTRUCTION:

VERTICAL LOG
FULL STUDDED

VERTICAL
PLANK

MORTISE &
TENON

**NAILED TIMBER
FRAME**

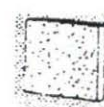

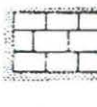
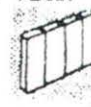

STONE

BRICK

CONCRETE

UNDETERMINED

OTHER



FOUNDATION TYPE:

(A) ABOVE GROUND

(B) BELOW GROUND (C) UNDETERMINED

FOUNDATION MATERIAL:

STONE WALL

STONE PILE

STONE W/ WOOD


WOOD POST

HEWN LOG

CONCRETE

**CONCRETE
AND STONE**

OTHER



STOREYS:

1

1.5

2

2.5

3

3.5

4 OR MORE

IRREGULAR

OTHER



PLAN:

SQUARE

**RECT.
LONG F.**

RECT.
SHORT FACADE

L

U

T

H

CIRCLE

POLYGON

IRREGULAR

OTHER



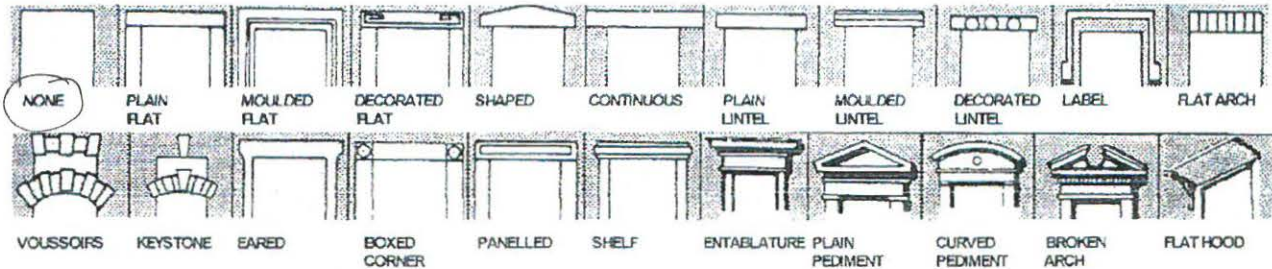
WITLESS BAY HERITAGE INVENTORY

Newfoundland and Labrador Architectural Inventory - Architectural Details Page

Main door shape: **Rectangle**

Main door material: 1 - solid wood 2 - wood plank 3 - wood panel 4 - wood w/glass
5 - modern metal 6 - metal w/glass 7 - glass 8 - other

Door Trim/Decoration:



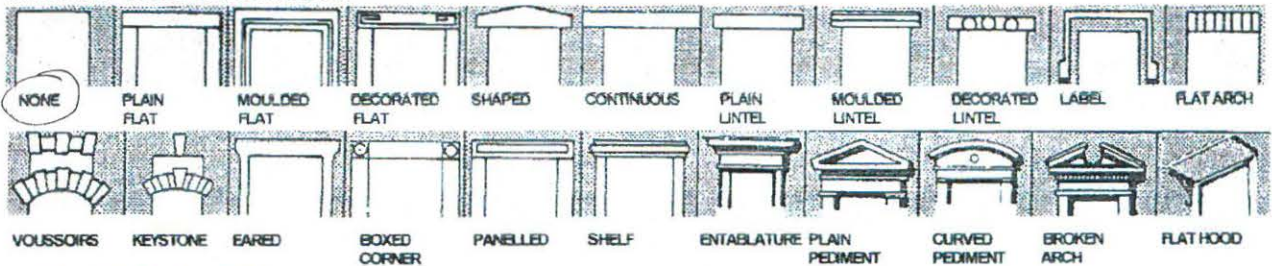
Main entrance

Location: 1 - front facade 2 - rear facade 3 - left gable end 4 - right gable end 5 - other
Stairs: 1 - straight front 2 - straight side 3 - double 4 - none
Porch type: 1 - stoop 2 - covered/open 3 - part enclosed 4 - enclosed
5 - recessed 6 - none

Typical Window shape: **rectangle**

Typical type: 1 - single hung 2 - double hung 3 - casement 4 - vertical slider
5 - horizontal slider 6 - fixed 7 - undetermined 8 - other
Typical Panes: 1/1 2/2 3/6 2/4 6/6 picture other

Window Trim/Decoration:



Roof and Eaves Trim:



Alterations (note any visible alterations to the structure)

- Small back room added in the 70's

Other unusual or notable finishes or details:

- Built by present owners, Great Uncle Gerald Carey
- Built c. 1870-1890





WITLESS BAY HERITAGE INVENTORY

05

Newfoundland and Labrador Architectural Inventory - General Architecture Page

Date Recorded: **Mar. 9/11**

Recorded By: **Barry Norris**

Building Name: **John Mallowney House**

Address: **86 Fisherman's Road, Witless Bay**

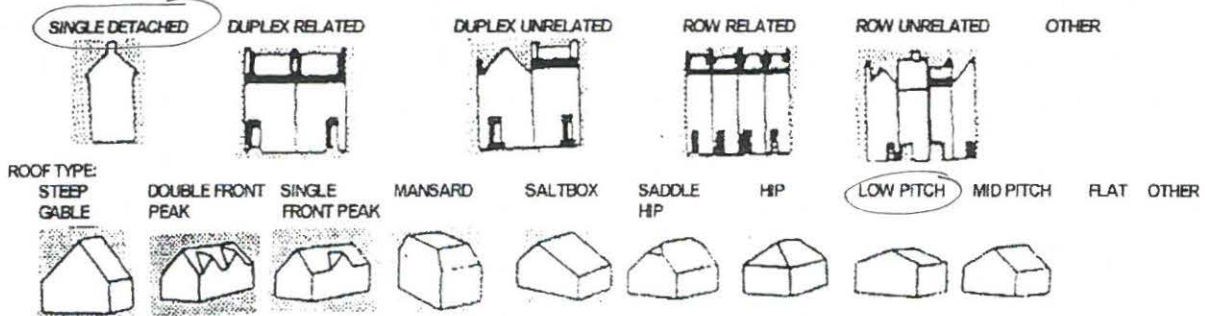
Postal Code: **A0A 4K0**

Lat/Long (decimal degrees): **N 47 16.888' W 052 49.627'**

Property Width (m): **?**

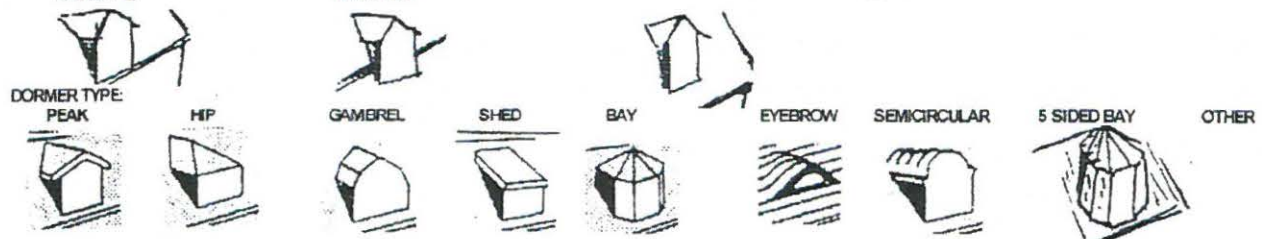
Property Depth (m): **?**

BUILDING TYPE

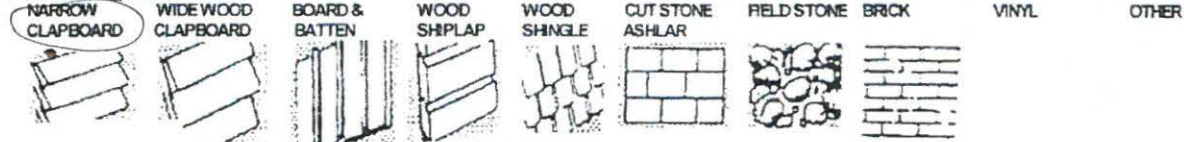


ROOFING MATERIAL: (A) WOOD SHINGLE (B) FELT (C) ASPHALT (D) SLATE (E) OTHER

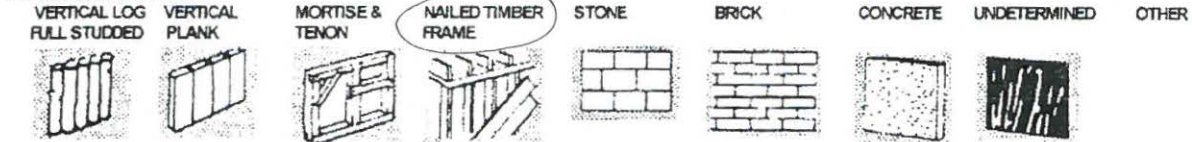
DORMER POSITION: **FLUSH WITH EAVE LINE** **CUT THROUGH EAVE LINE** **ABOVE EAVE LINE** **NONE** **OTHER**



EXTERIOR SHEATHING: **NARROW CLAPBOARD** **WIDE WOOD CLAPBOARD** **BOARD & BATTEN** **WOOD SHIPLAP** **WOOD SHINGLE** **CUT STONE ASHLAR** **FIELD STONE** **BRICK** **VINYL** **OTHER**



TYPE OF CONSTRUCTION: **VERTICAL LOG FULL STUDDED** **VERTICAL PLANK** **MORTISE & TENON** **NAILED TIMBER FRAME** **STONE** **BRICK** **CONCRETE** **UNDETERMINED** **OTHER**



FOUNDATION TYPE: (A) ABOVE GROUND (B) BELOW GROUND (C) UNDETERMINED

FOUNDATION MATERIAL: **STONE WALL** **STONE PILE** **STONE W/WOOD** **WOOD POST** **HEWN LOG** **CONCRETE** **CONCRETE AND STONE** **OTHER**



STOREYS: 1 1.5 2 2.5 3 3.5 4 OR MORE IRREGULAR OTHER

PLAN: **SQUARE** **RECT. LONG F.** **RECT. SHORT FACADE** **L** **U** **T** **H** **CIRCLE** **POLYGON** **IRREGULAR** **OTHER**





WITLESS BAY HERITAGE INVENTORY

054

Newfoundland and Labrador Architectural Inventory - General Architecture Page

Date Recorded: **Mar. 10/11**

Recorded By: **Barry Norris**

Building Name: **John Will Carey House** Address: **Lower Loop Place, Witless Bay**

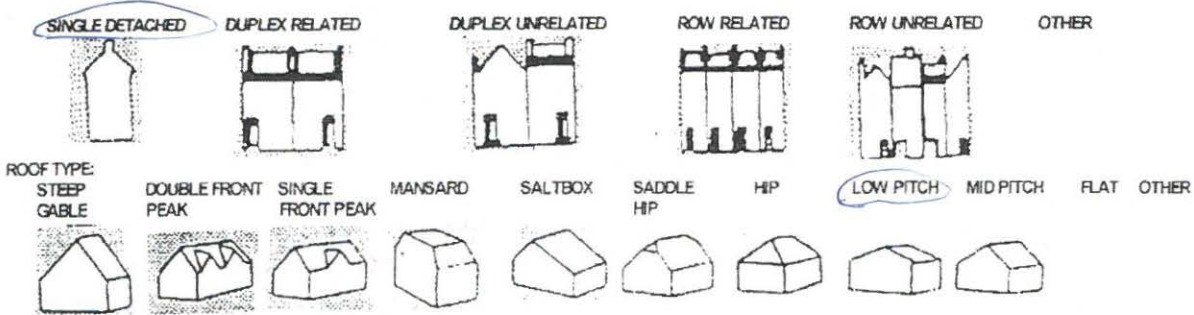
Postal Code: **A0A 4K0**

Lat/Long (decimal degrees): **N 47 16.517' W 052 49.783'**

Property Width (m): **8 m**

Property Depth (m): **6.20m**

BUILDING TYPE



ROOFING MATERIAL: (A) WOOD SHINGLE (B) FELT (C) ASPHALT (D) SLATE (E) OTHER

DORMER POSITION: FLUSH WITH EAVE LINE

CUT THROUGH EAVE LINE

ABOVE EAVE LINE

NONE

OTHER



DORMER TYPE: PEAK

HIP

GAMBREL

SHED

BAY

EYEBROW

SEMICIRCULAR

5 SIDED BAY

OTHER



EXTERIOR SHEATHING

NARROW CLAPBOARD

WIDE WOOD CLAPBOARD

BOARD & BATTEN

WOOD SHIPLAP

WOOD SHINGLE

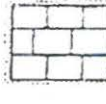
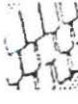
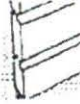
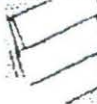
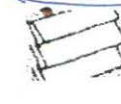
CUT STONE ASHLAR

FIELD STONE

BRICK

VINYL

OTHER



TYPE OF CONSTRUCTION

VERTICAL LOG FULL STUDD

VERTICAL PLANK

MORTISE & TENON

NAILED TIMBER FRAME


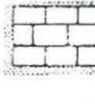
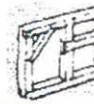
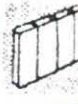
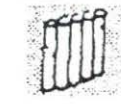
STONE

BRICK

CONCRETE

UNDETERMINED

OTHER



FOUNDATION TYPE

(A) ABOVE GROUND (B) BELOW GROUND (C) UNDETERMINED

FOUNDATION MATERIAL: STONE WALL

STONE PILE

STONE W/WOOD

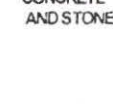


WOOD POST

HEWN LOG

CONCRETE

CONCRETE AND STONE

OTHER



STOREYS

1

1.5

2

2.5

3

3.5

4 OR MORE

IRREGULAR

OTHER



PLAN

SQUARE RECT. LONG

RECT. SHORT FACADE

L

U

T

H

CIRCLE

POLYGON

IRREGULAR

OTHER



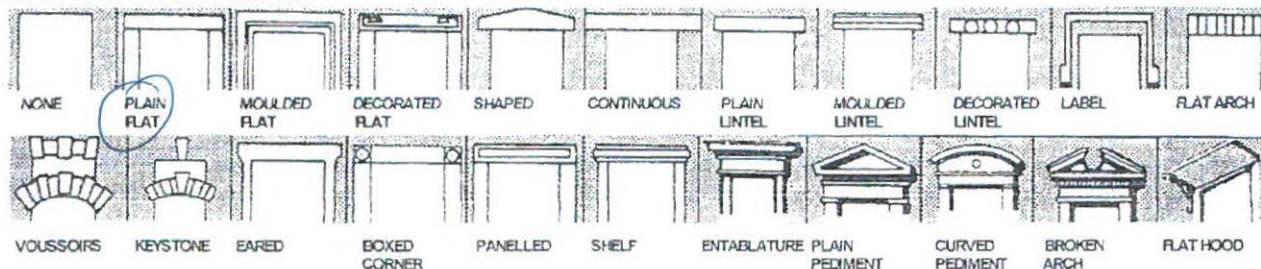
WITLESS BAY HERITAGE INVENTORY

Newfoundland and Labrador Architectural Inventory - Architectural Details Page

Main door shape: **Rectangle**

Main door material: 1 - solid wood 2 - wood plank 3 - wood panel 4 - wood w/glass
5 - modern metal 6 - metal w/glass 7 - glass 8 - other

Door Trim/Decoration:



Main entrance

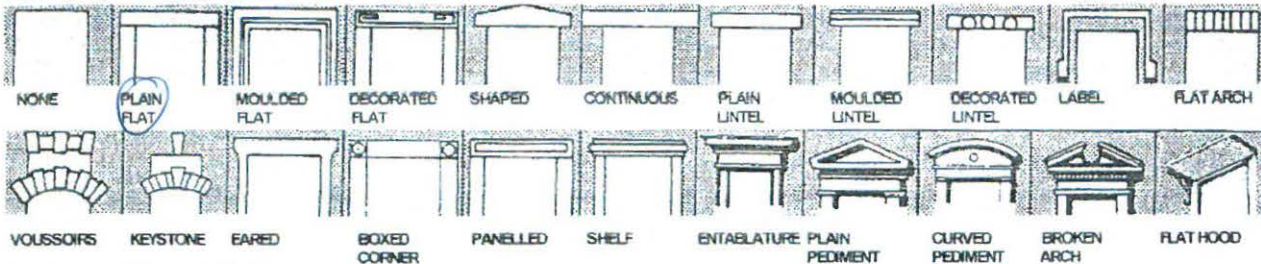
Location: 1 - front facade 2 - rear facade 3 - left gable end 4 - right gable end 5 - other
Stairs: 1 - straight front 2 - straight side 3 - double 4 - none
Porch type: 1 - stoop 2 - covered/open 3 - part enclosed 4 - enclosed
5 - recessed 6 - none

Typical Window shape:

Typical type: 1 - single hung 2 - double hung 3 - casement 4 - vertical slider
5 - horizontal slider 6 - fixed 7 - undetermined 8 - other

Typical Panes: 1/1 2/2 3/6 2/4 6/6 picture other

Window Trim/Decoration:



Roof and Eaves Trim:



Alterations (note any visible alterations to the structure)

- No notable alterations
- Built c. 1900

Other unusual or notable finishes or details:

- The house was a post office (in house) in the 1940's through to the late 1960's
- John Will Carey was one of the Constables for the Ferryland District.





054 back



054 right gable end

WITLESS BAY HERITAGE INVENTORY

05

Newfoundland and Labrador Architectural Inventory - General Architecture Page

Date Recorded: **Mar. 10/11**

Recorded By: **Barry Norris**

Building Name: **Jack Murphy House**

Address: **Southern Shore Highway, Witless Bay**

Postal Code: **A0A 4K0**

Lat/Long (decimal degrees):

Property Width (m): **?**

Property Depth (m): **?**

N 47 16.469' W 052 49.886'

BUILDING TYPE

SINGLE DETACHED

DUPLEX RELATED

DUPLEX UNRELATED

ROW RELATED

ROW UNRELATED

OTHER

ROOF TYPE:

STEEP
GABLE

DOUBLE FRONT
PEAK

SINGLE
FRONT PEAK

MANSARD

SALTBOX

SADDLE
HIP

HIP

LOW PITCH

MID PITCH

FLAT

OTHER

ROOFING MATERIAL:

(A) WOOD SHINGLE

(B) FELT

(C) ASPHALT

(D) SLATE

(E) OTHER

DORMER POSITION:

FLUSH WITH
EAVE LINE

CUT THROUGH
EAVE LINE

ABOVE EAVE LINE

NONE

OTHER

DORMER TYPE:

PEAK

HIP

GAMBREL

SHED

BAY

EYEBROW

SEMICIRCULAR

5 SIDED BAY

OTHER

EXTERIOR SHEATHING:

NARROW
CLAPBOARD

WIDE WOOD
CLAPBOARD

BOARD &
BATTEN

WOOD
SHIPLAP

WOOD
SHINGLE

CUT STONE
ASHLAR

FIELD STONE

BRICK

VINYL

OTHER

TYPE OF CONSTRUCTION:

VERTICAL LOG
FULL STUDDED

VERTICAL
PLANK

MORTISE &
TENON

NAILED TIMBER
FRAME

STONE

BRICK

CONCRETE

UNDETERMINED

OTHER

FOUNDATION TYPE:

(A) ABOVE GROUND

(B) BELOW GROUND

(C) UNDETERMINED

FOUNDATION MATERIAL:

STONE WALL

STONE PILE

STONE W/ WOOD

WOOD POST

HEWN LOG

CONCRETE

CONCRETE
AND STONE

OTHER

STOREYS:

1

1.5

2

2.5

3

3.5

4 OR MORE

IRREGULAR

OTHER

PLAN:

SQUARE

RECT.
LONG F.

RECT.
SHORT FACADE

L

U

T

H

CIRCLE

POLYGON

IRREGULAR

OTHER

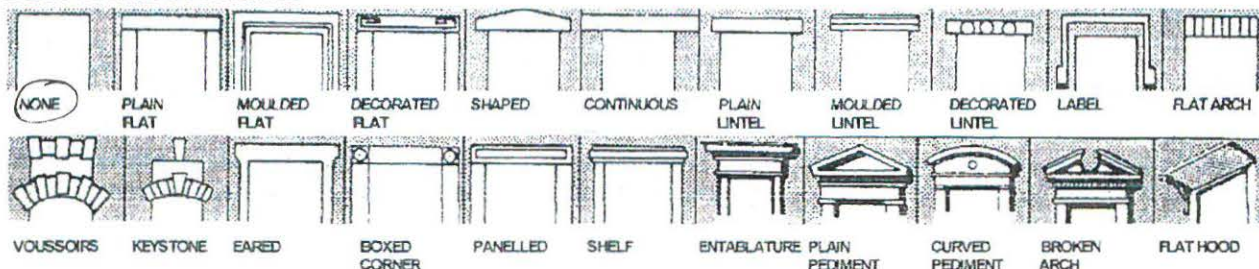
WITLESS BAY HERITAGE INVENTORY

Newfoundland and Labrador Architectural Inventory - Architectural Details Page

Main door shape: Rectangle ?

Main door material: 1 - solid wood 2 - wood plank 3 - wood panel 4 - wood w/glass
5 - modern metal 6 - metal w/glass 7 - glass 8 - other

Door Trim/Decoration:



Main entrance

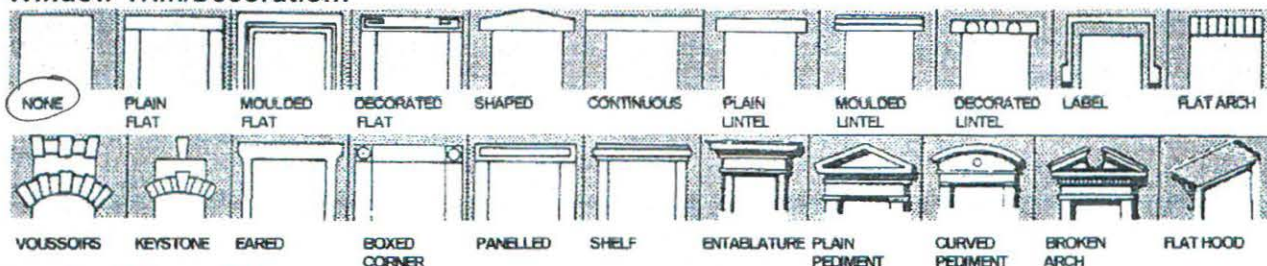
Location: 1 - front facade 2 - rear facade 3 - left gable end 4 - right gable end 5 - other
Stairs: 1 - straight front 2 - straight side 3 - double 4 - none
Porch type: 1 - stoop 2 - covered/open 3 - part enclosed 4 - enclosed
5 - recessed 6 - none

Typical Window shape: rectangle

Typical type: 1 - single hung 2 - double hung 3 - casement 4 - vertical slider
5 - horizontal slider 6 - fixed 7 - undetermined 8 - other

Typical Panes: 1/1 2/2 3/6 2/4 6/6 picture other

Window Trim/Decoration:



Roof and Eaves Trim:



Alterations (note any visible alterations to the structure)

- It was a Mansard roofed house until the 1970's (Johnny Carey)

Other unusual or notable finishes or details:

- Built c. 1890-1910

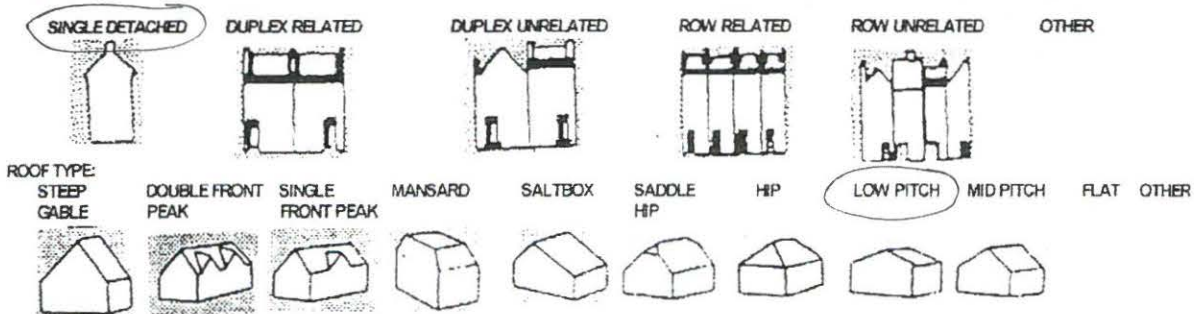


055 front and left
gable end

WITLESS BAY HERITAGE INVENTORY

050

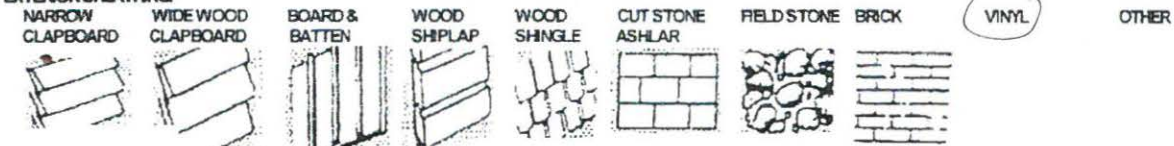
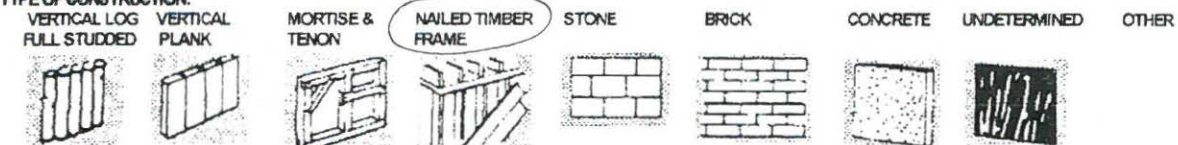

Newfoundland and Labrador Architectural Inventory - General Architecture Page

Date Recorded: **Mar. 10/11**Recorded By: **Barry Norris**Building Name: **Jack Cahill House**Address: **Harbour Road, Witless Bay**Postal Code: **A0A 4K0**Lat/Long (decimal degrees): **N 47 16.783' W 052 49.515'**Property Width (m): **8.0m**Property Depth (m): **4.40 (original house)****BUILDING TYPE****ROOFING MATERIAL:** (A) WOOD SHINGLE (B) FELT (C) ASPHALT (D) SLATE (E) OTHER**DORMER POSITION:**
FLUSH WITH
EAVE LINECUT THROUGH
EAVE LINE

ABOVE EAVE LINE

☒ NONE

OTHER

DORMER TYPE:**EXTERIOR SHEATHING:****TYPE OF CONSTRUCTION:****FOUNDATION TYPE:** (A) ABOVE GROUND (B) BELOW GROUND (C) UNDETERMINED**FOUNDATION MATERIAL:****STOREYS:** 1 1.5 ☒ 2 2.5 3 3.5 4 OR MORE IRREGULAR OTHER**PLAN:** SQUARE RECT. LONG F. SHORT FACADE RECT. L U T H CIRCLE POLYGON IRREGULAR OTHER

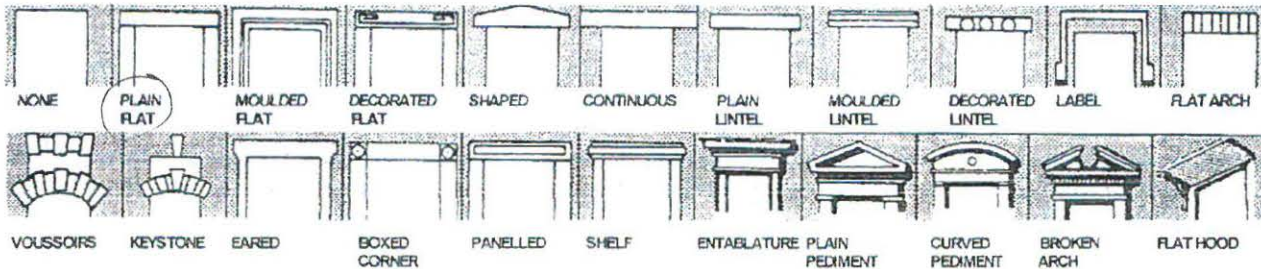
WITLESS BAY HERITAGE INVENTORY

Newfoundland and Labrador Architectural Inventory - Architectural Details Page

Main door shape: **Rectangle**

Main door material: 1 - solid wood 2 - wood plank 3 - wood panel 4 - wood w/glass
5 - modern metal 6 - metal w/glass 7 - glass 8 - other

Door Trim/Decoration:



Main entrance

Location: 1 - front facade 2 - rear facade 3 - left gable end 4 - right gable end 5 - other

Stairs: 1 - straight front 2 - straight side 3 - double 4 - none

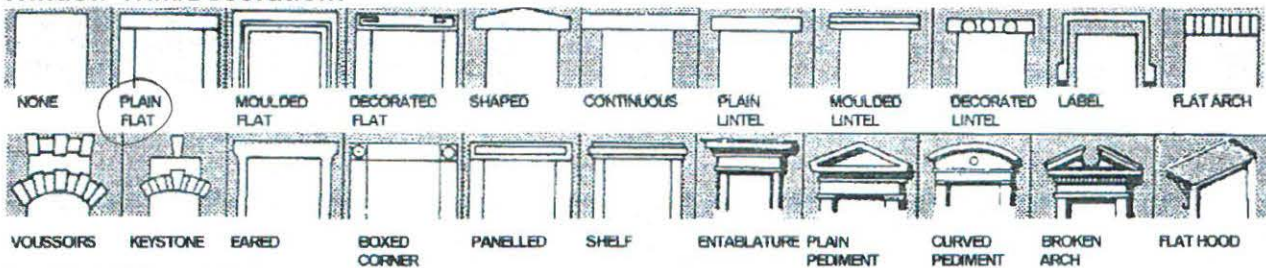
Porch type: 1 - stoop 2 - covered/open 3 - part enclosed 4 - enclosed
5 - recessed 6 - none

Typical Window shape:

Typical type: 1 - single hung 2 - double hung 3 - casement 4 - vertical slider
5 - horizontal slider 6 - fixed 7 - undetermined 8 - other

Typical Panes: 1/1 2/2 3/6 2/4 6/6 picture other

Window Trim/Decoration:



Roof and Eaves Trim:




Alterations (note any visible alterations to the structure)

- Backpiece added in the 1950's
- It was a mansard style roof.

Other unusual or notable finishes or details:

- Previous owner/Thomas Cahil
- C. 1910-20.





WITLESS BAY HERITAGE INVENTORY

05

Newfoundland and Labrador Architectural Inventory - General Architecture Page

Date Recorded: **Mar. 11/11**

Recorded By: **Barry Norris**

Building Name: **Mickey Maddigan House** Address: **Dunne's Lane, Witless Bay**

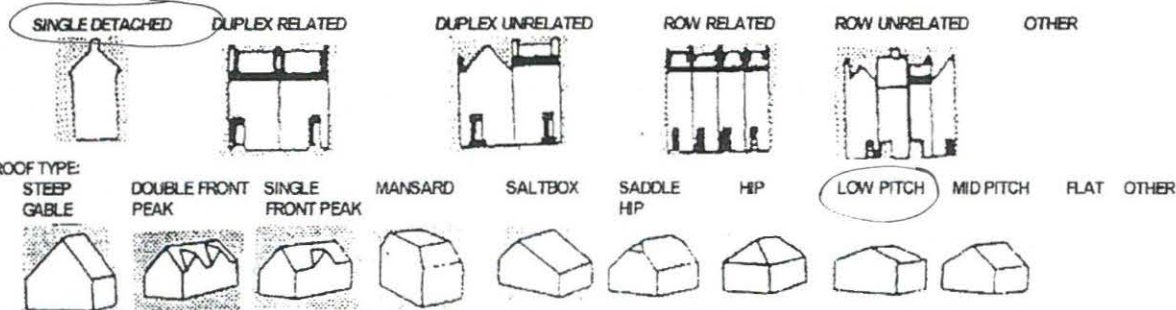
Postal Code: **A0A 4K0**

Lat/Long (decimal degrees): **N 47 16.587' W 052 50.207**

Property Width (m): **9.10m**

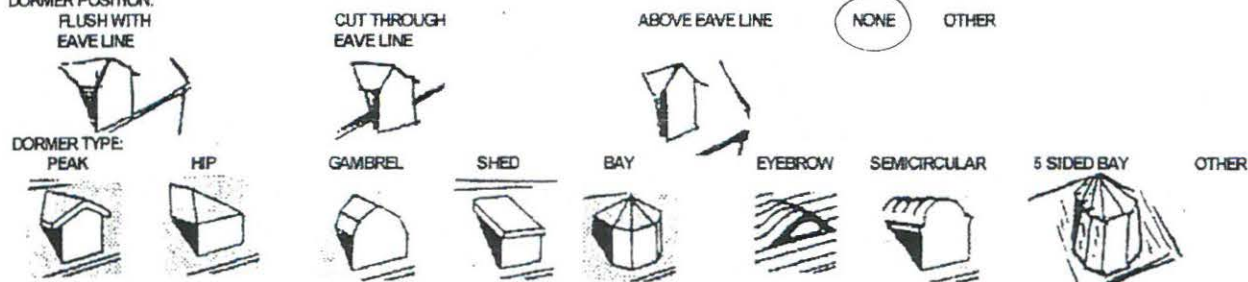
Property Depth (m): **5.65m**

BUILDING TYPE:

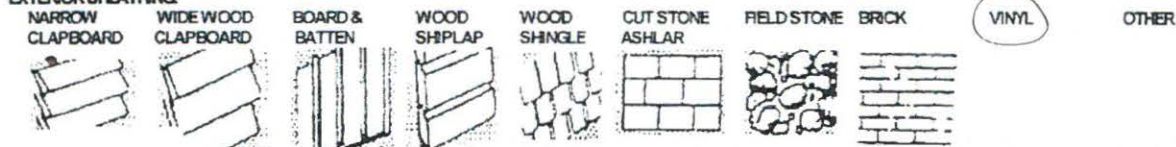


ROOFING MATERIAL: (A) WOOD SHINGLE ☒ (B) FELT (C) ASPHALT (D) SLATE (E) OTHER

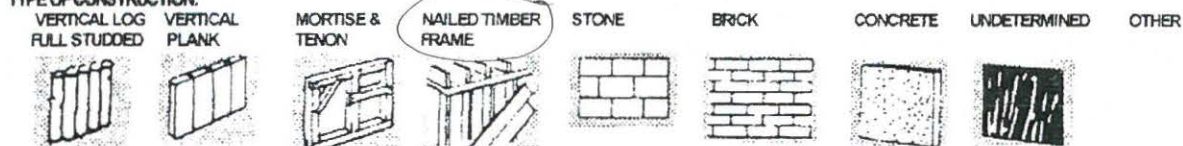
DORMER POSITION:



EXTERIOR SHEATHING:



TYPE OF CONSTRUCTION:



FOUNDATION TYPE: (A) ABOVE GROUND ☒ (B) BELOW GROUND ☐ (C) UNDETERMINED ☐

FOUNDATION MATERIAL:



STOREYS: 1 ☐ 1.5 ☐ ☒ 2 ☐ 2.5 ☐ 3 ☐ 3.5 ☐ 4 OR MORE ☐ IRREGULAR ☐ OTHER

PLAN: SQUARE ☐ RECT. LONG F. ☒ RECT. SHORT FACADE ☐ L ☐ U ☐ T ☐ H ☐ CIRCLE ☐ POLYGON ☐ IRREGULAR ☐ OTHER



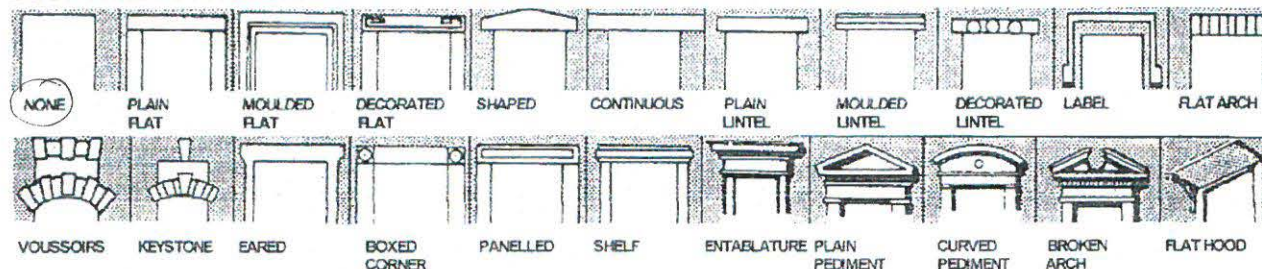
WITLESS BAY HERITAGE INVENTORY

Newfoundland and Labrador Architectural Inventory - Architectural Details Page

Main door shape: Rectangle

Main door material: 1 - solid wood 2 - wood plank 3 - wood panel 4 - wood w/glass
5 - modern metal 6 - metal w/glass 7 - glass 8 - other

Door Trim/Decoration:



Main entrance

Location: 1 - front facade 2 - rear facade 3 - left gable end 4 - right gable end 5 - other

Stairs: 1 - straight front 2 - straight side 3 - double 4 - none

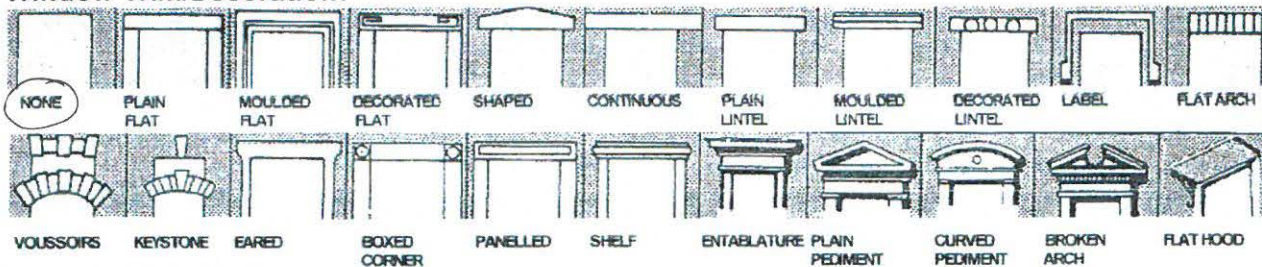
Porch type: 1 - stoop 2 - covered/open 3 - part enclosed 4 - enclosed 5 - recessed 6 - none

Typical Window shape:

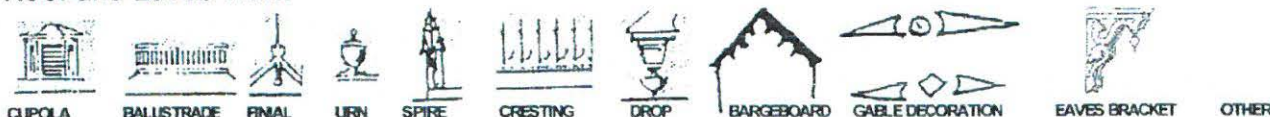
Typical type: 1 - single hung 2 - double hung 3 - casement 4 - vertical slider
5 - horizontal slider 6 - fixed 7 - undetermined 8 - other

Typical Panes: 1/1 2/2 3/6 2/4 6/6 picture other

Window Trim/Decoration:



Roof and Eaves Trim:



Alterations (note any visible alterations to the structure)

- It was 3 stories, according to present owner (Bernadette Maddigan) the house was altered in 1933, original owner may have been a Carey who married into the Maddigan family. One older resident said that it was a mansard style roof originally.

Other unusual or notable finishes or details:

- Built c. 1890-1910
- Present owner – Bernadette Maddigan



057 back



057 right gable end



WITLESS BAY HERITAGE INVENTORY

059

Newfoundland and Labrador Architectural Inventory - General Architecture Page

Date Recorded: **Mar. 11/11**

Recorded By: **Barry Norris**

Building Name: **Tom Brinston House**

Address: **Gallows Cove Road, Witless Bay**

Postal Code: **A0A 4K0**

Lat/Long (decimal degrees): **N 47 16.440' W 052 49.841'**

Property Width (m): **26'5" 8m**

Property Depth (m): **6.5 m**

BUILDING TYPE

SINGLE DETACHED



DUPLEX RELATED



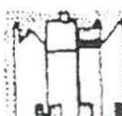
DUPLEX UNRELATED



ROW RELATED



ROW UNRELATED




OTHER

ROOF TYPE:

STEEP
GABLE



DOUBLE FRONT
PEAK



SINGLE
FRONT PEAK



MANSARD



SALTBOX



SADDLE
HIP



HIP



LOW PITCH



MID PITCH



FLAT



OTHER

ROOFING MATERIAL:

(A) WOOD SHINGLE (B) FELT (C) ASPHALT (D) SLATE (E) OTHER

DORMER POSITION:

FLUSH WITH
EAVE LINE



CUT THROUGH
EAVE LINE



ABOVE EAVE LINE



NONE

OTHER

DORMER TYPE:

PEAK



HIP



GAMBREL



SHED



BAY



EYEBROW



SEMICIRCULAR



5 SIDED BAY



OTHER

EXTERIOR SHEATHING:

NARROW
CLAPBOARD



WIDE WOOD
CLAPBOARD



BOARD &
BATTEN



WOOD
SHIPLAP



WOOD
SHINGLE



CUT STONE
ASHLAR



FIELD STONE



BRICK



VINYL



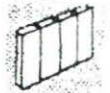
OTHER

TYPE OF CONSTRUCTION:

VERTICAL LOG
FULL STUDDED



VERTICAL
PLANK



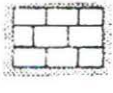
MORTISE &
TENON




**NAILED TIMBER
FRAME**



STONE



BRICK



CONCRETE



UNDETERMINED



OTHER

FOUNDATION TYPE:

(A) ABOVE GROUND (B) BELOW GROUND (C) UNDETERMINED

FOUNDATION MATERIAL:

STONE WALL



STONE PILE



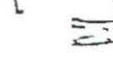
STONE W/ WOOD



WOOD POST



HEWN LOG



CONCRETE



**CONCRETE
AND STONE**



OTHER

STOREYS:

1

1.5

2

2.5

3

3.5

4 OR MORE

IRREGULAR

OTHER



PLAN:

SQUARE

**RECT.
LONG F.**

RECT.
SHORT FACADE

L

U

T

H

CIRCLE

POLYGON

IRREGULAR

OTHER



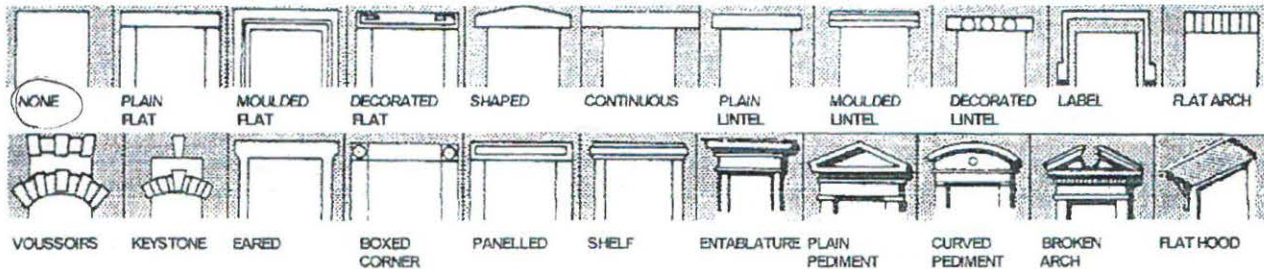
WITLESS BAY HERITAGE INVENTORY

Newfoundland and Labrador Architectural Inventory - Architectural Details Page

Main door shape: Rectangle

Main door material: 1 - solid wood 2 - wood plank 3 - wood panel 4 - wood w/glass
5 - modern metal 6 - metal w/glass 7 - glass 8 - other

Door Trim/Decoration:



Main entrance

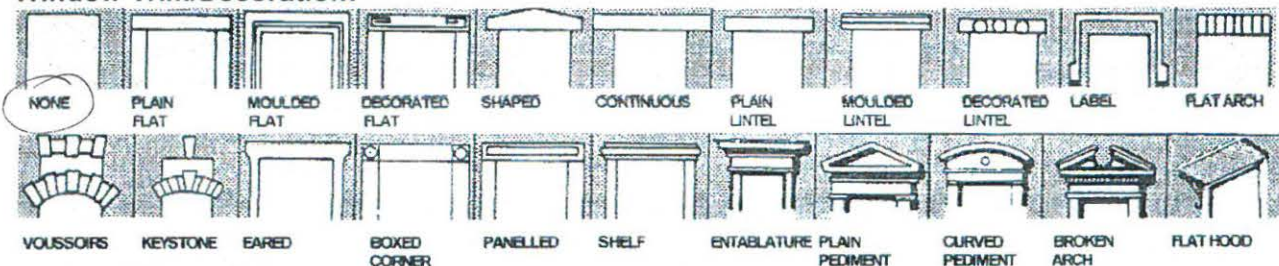
Location: 1 - front facade 2 - rear facade 3 - left gable end 4 - right gable end 5 - other
Stairs: 1 - straight front 2 - straight side 3 - double 4 - none
Porch type: 1 - stoop 2 - covered/open 3 - part enclosed 4 - enclosed 5 - recessed 6 - none

Typical Window shape: Rectangle

Typical type: 1 - single hung 2 - double hung 3 - casement 4 - vertical slider
5 - horizontal slider 6 - fixed 7 - undetermined 8 - other

Typical Panes: 1/1 2/2 3/6 2/4 6/6 picture other

Window Trim/Decoration:



Roof and Eaves Trim:



Alterations (note any visible alterations to the structure)

- It had a flat roof that was raised to a low pitch in the 60's or 70's

Other unusual or notable finishes or details:

- It is approximately : 120 years old
- Built c.1890-1910
- Present owner/Brinston Family





WITLESS BAY HERITAGE INVENTORY

06

Newfoundland and Labrador Architectural Inventory - General Architecture Page

Date Recorded: **Mar. 11/11**

Recorded By: **Barry Norris**

Building Name: **Keating/Burke House**

Address: **Harbour Road, Witless Bay**

Postal Code: **A0A 4K0**

Lat/Long (decimal degrees): **N 47 16.764' W 052 49.598'**

Property Width (m): **?**


Property Depth (m): **?**

BUILDING TYPE

SINGLE DETACHED



DUPLIX RELATED



DUPLIX UNRELATED



ROW RELATED



ROW UNRELATED



OTHER

ROOF TYPE

STEEP
GABLE



DOUBLE FRONT
PEAK



SINGLE FRONT
PEAK



MANSARD



SALTBOX



SADDLE
HIP



HIP



LOW PITCH



MID PITCH



FLAT



OTHER

ROOFING MATERIAL:

(A) WOOD SHINGLE (B) FELT (C) **ASPHALT** (D) SLATE (E) OTHER

DORMER POSITION:

FLUSH WITH
EAVE LINE



CUT THROUGH
EAVE LINE



ABOVE EAVE LINE



NONE

OTHER

DORMER TYPE:

PEAK



HIP



GAMBREL



SHED



BAY



EYEBROW



SEMICIRCULAR



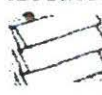
5 SIDED BAY



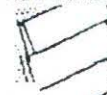
OTHER

EXTERIOR SHEATHING:

NARROW
CLAPBOARD



WIDE WOOD
CLAPBOARD



BOARD &
BATTEN



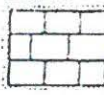
WOOD
SHIPLAP



WOOD
SHINGLE



CUT STONE
ASHLAR



FIELD STONE



BRICK



VINYL



OTHER

TYPE OF CONSTRUCTION:

VERTICAL LOG
FULL STUDDED



VERTICAL
PLANK



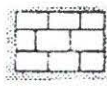
MORTISE &
TENON



**NAILED TIMBER
FRAME**



STONE



BRICK



CONCRETE



UNDETERMINED



OTHER


FOUNDATION TYPE:

(A) ABOVE GROUND

(B) BELOW GROUND (C) UNDETERMINED

FOUNDATION MATERIAL:

STONE WALL



STONE PILE



STONE W/ WOOD



WOOD POST



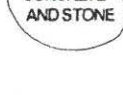
HEWN LOG



CONCRETE



**CONCRETE
AND STONE**



OTHER

STOREYS:

1

1.5

2

2.5

3

3.5

4 OR MORE

IRREGULAR

OTHER



PLAN:

SQUARE

**RECT.
LONG F.**

RECT.
SHORT FACADE

L

U

T

H

CIRCLE

POLYGON

IRREGULAR

OTHER



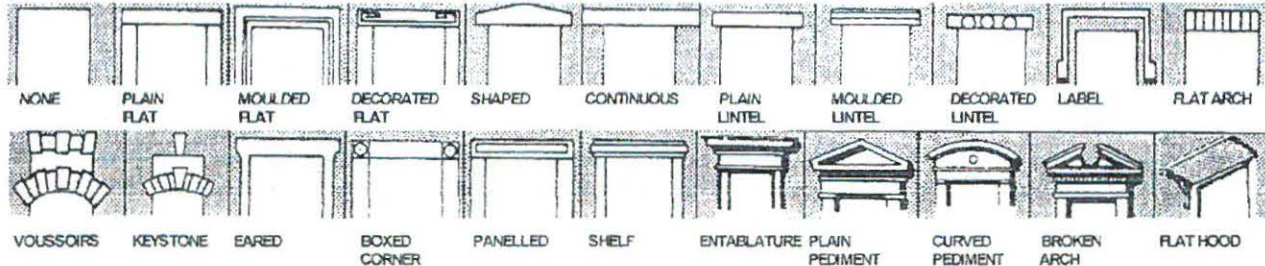
WITLESS BAY HERITAGE INVENTORY

Newfoundland and Labrador Architectural Inventory - Architectural Details Page

Main door shape: **Rectangle**

Main door material: 1 - solid wood 2 - wood plank 3 - wood panel 4 - wood w/glass
5 - modern metal 6 - metal w/glass 7 - glass 8 - other

Door Trim/Decoration:



Main entrance

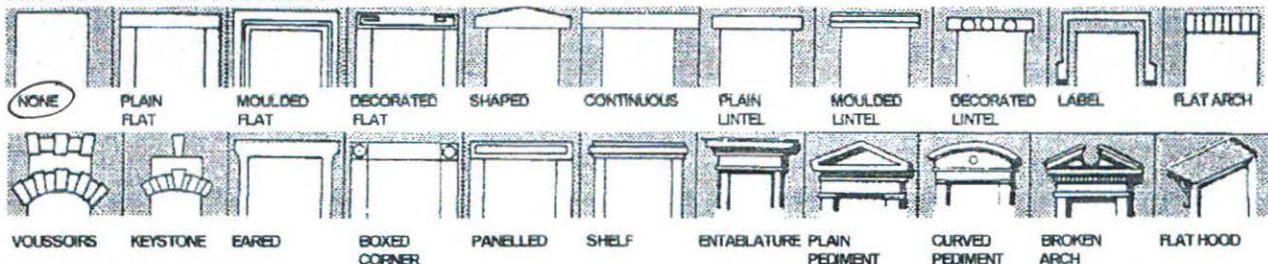
Location: 1 - front facade 2 - rear facade 3 - left gable end 4 - right gable end 5 - other
Stairs: 1 - straight front 2 - straight side 3 - double 4 - none
Porch type: 1 - stoop 2 - covered/open 3 - part enclosed 4 - enclosed
5 - recessed 6 - none

Typical Window shape: **rectangle**

Typical type: 1 - single hung 2 - double hung 3 - casement 4 - vertical slider
5 - horizontal slider 6 - fixed 7 - undetermined 8 - other

Typical Panes: 1/1 2/2 3/6 2/4 6/6 picture other

Window Trim/Decoration:



Roof and Eaves Trim:



Alterations (note any visible alterations to the structure)

- Was flat roof, raised to low/mid pitch
- Door added on left gable end (2000s)

Other unusual or notable finishes or details:

- Original owners/Burkes
- Built c. 1910
- Present owner?



WITLESS BAY HERITAGE INVENTORY

06

Newfoundland and Labrador Architectural Inventory - General Architecture Page

Date Recorded: **Mar. 14/11**

Recorded By: **Barry Norris**

Building Name: **Tommy Tobin House**

Address: **Fisherman's Road, Witless Bay**

Postal Code: **A0A 4K0**

Lat/Long (decimal degrees): **N 47 17.054' W 052 49.820'**

Property Width (m): **8.10m**

Property Depth (m): **6.60m**

BUILDING TYPE:

SINGLE DETACHED

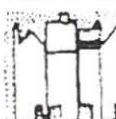

DUPLEX RELATED

DUPLEX UNRELATED

ROW RELATED

ROW UNRELATED

OTHER



ROOF TYPE:

STEEP
GABLE

DOUBLE FRONT
PEAK

SINGLE
FRONT PEAK

MANSARD

SALTBOX

SADDLE
HIP


HIP

LOW PITCH

MID PITCH

FLAT

OTHER



ROOFING MATERIAL: (A) WOOD SHINGLE (B) **FELT** (C) ASPHALT (D) SLATE (E) OTHER

DORMER POSITION:

FLUSH WITH
EAVE LINE

CUT THROUGH
EAVE LINE

ABOVE EAVE LINE

NONE

OTHER



DORMER TYPE:

PEAK

HIP

GAMBREL

SHED

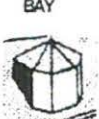
BAY

EYEBROW

SEMICIRCULAR

5 SIDED BAY

OTHER



EXTERIOR SHEATHING:

NARROW
CLAPBOARD

WIDE WOOD
CLAPBOARD

BOARD &
BATTEN

WOOD
SHIPLAP

WOOD
SHINGLE

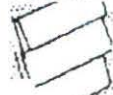
CUT STONE
ASHLAR

FIELD STONE

BRICK

VINYL

OTHER



TYPE OF CONSTRUCTION:

VERTICAL LOG
FULL STUDDED

VERTICAL
PLANK

MORTISE &
TENON

**NAILED TIMBER
FRAME**

STONE

BRICK

CONCRETE

UNDETERMINED

OTHER



FOUNDATION TYPE: (A) ABOVE GROUND (B) **BELOW GROUND** (C) UNDETERMINED

FOUNDATION MATERIAL:

STONE WALL

STONE PILE

STONE W/WOOD

WOOD POST

HEWN LOG

CONCRETE

CONCRETE
AND STONE

OTHER



STOREYS: 1 1.5 **2** 2.5 3 3.5 4 OR MORE IRREGULAR OTHER



PLAN: SQUARE **RECT.** RECT. L U T H CIRCLE POLYGON IRREGULAR OTHER

LONG F. SHORT FACADE



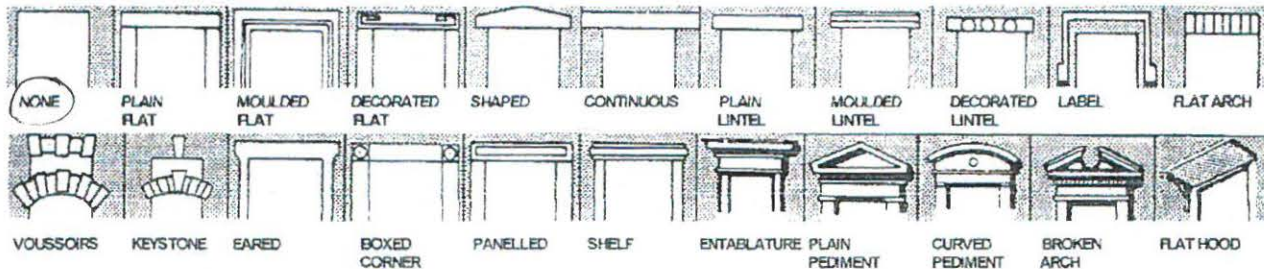
WITLESS BAY HERITAGE INVENTORY

Newfoundland and Labrador Architectural Inventory - Architectural Details Page

Main door shape: Rectangle

Main door material: 1 - solid wood 2 - wood plank 3 - wood panel 4 - wood w/glass
5 - modern metal 6 - metal w/glass 7 - glass 8 - other

Door Trim/Decoration:



Main entrance

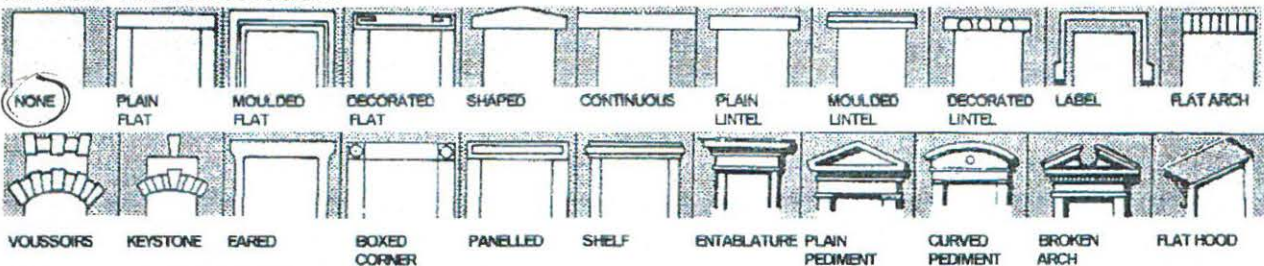
Location: 1 - front facade 2 - rear facade 3 - left gable end 4 - right gable end 5 - other
Stairs: 1 - straight front 2 - straight side 3 - double 4 - none
Porch type: 1 - stoop 2 - covered/open 3 - part enclosed 4 - enclosed
5 - recessed 6 - none

Typical Window shape: Rectangle

Typical type: 1 - single hung 2 - double hung 3 - casement 4 - vertical slider
5 - horizontal slider 6 - fixed 7 - undetermined 8 - other

Typical Panes: 1/1 2/2 3/6 2/4 6/6 picture other

Window Trim/Decoration:



Roof and Eaves Trim:



Alterations (note any visible alterations to the structure)

- None/Windows

Other unusual or notable finishes or details:

- It is believed to be 117 years old/built in 1883
- Present Owner - James Tobin



061 front



061 left gable end



061 back



061 right gable
end

WITLESS BAY HERITAGE INVENTORY

062

Newfoundland and Labrador Architectural Inventory - General Architecture Page

Date Recorded: **Mar. 14/11**

Recorded By: **Barry Norris**

Building Name: **Doyle House**

Address: **Dunne's Lane, Witless Bay**

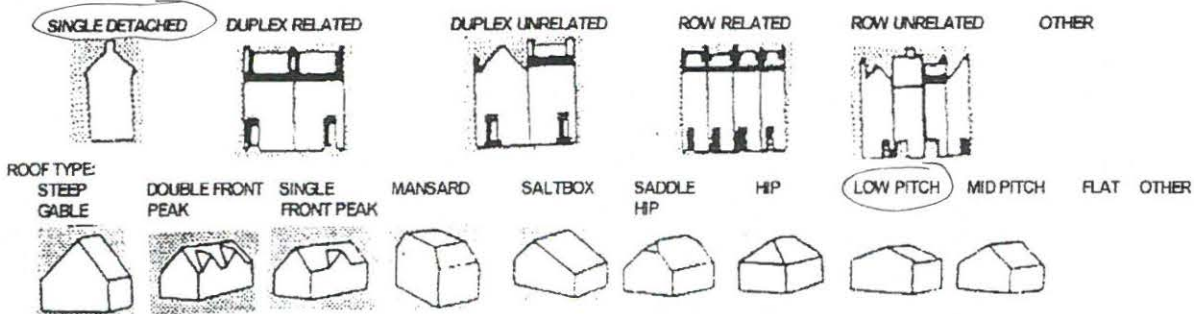
Postal Code: **A0A 4K0**

Lat/Long (decimal degrees): **N 47 16.565' W 052 49.898'**

Property Width (m): **7.62m**

Property Depth (m): **6.40m**

BUILDING TYPE:



ROOFING MATERIAL: (A) WOOD SHINGLE (B) FELT (C) ASPHALT (D) SLATE (E) OTHER

DORMER POSITION:
FLUSH WITH
EAVE LINE

CUT THROUGH
EAVE LINE

ABOVE EAVE LINE

NONE

OTHER

DORMER TYPE:
PEAK

HIP

GAMBREL

SHED

BAY

EYEBROW

SEMICIRCULAR

5 SIDED BAY

OTHER

EXTERIOR SHEATHING:

NARROW
CLAPBOARD

WIDE WOOD
CLAPBOARD

BOARD &
BATTEN

WOOD
SHIPLAP

WOOD
SHINGLE

CUT STONE
ASHLAR

FIELD STONE

BRICK

VINYL

OTHER

TYPE OF CONSTRUCTION:

VERTICAL LOG
FULL STUDDED

VERTICAL
PLANK

MORTISE &
TENON

NAILED TIMBER
FRAME

STONE

BRICK

CONCRETE

UNDETERMINED

OTHER

FOUNDATION TYPE:

(A) ABOVE GROUND

(B) BELOW GROUND

(C) UNDETERMINED

FOUNDATION MATERIAL:

STONE WALL

STONE PILE

STONE W/WOOD

WOOD POST

HEWN LOG

CONCRETE

CONCRETE
AND STONE

OTHER

STOREYS: 1 1.5 2 2.5 3 3.5 4 OR MORE IRREGULAR OTHER

PLAN:

SQUARE

RECT.
LONG F.

RECT.
SHORT FACADE

L

U

T

H

CIRCLE

POLYGON

IRREGULAR

OTHER

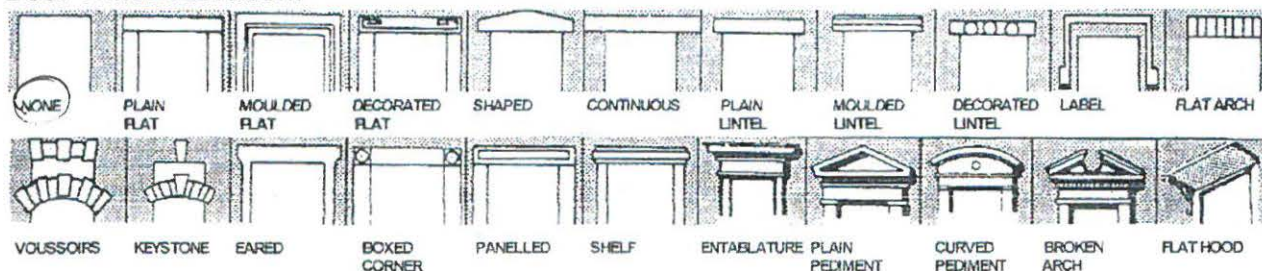
WITLESS BAY HERITAGE INVENTORY

Newfoundland and Labrador Architectural Inventory - Architectural Details Page

Main door shape: **Rectangle**

Main door material: 1 - solid wood 2 - wood plank 3 - wood panel 4 - wood w/glass
5 - modern metal 6 - metal w/glass 7 - glass 8 - other

Door Trim/Decoration:



Main entrance

Location: 1 - front facade 2 - rear facade 3 - left gable end 4 - right gable end 5 - other

Stairs: 1 - straight front 2 - straight side 3 - double 4 - none

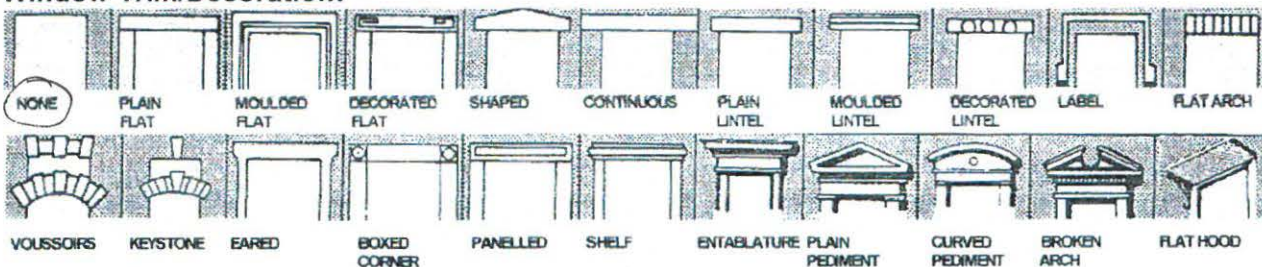
Porch type: 1 - stoop 2 - covered/open 3 - part enclosed 4 - enclosed
5 - recessed 6 - none

Typical Window shape: **rectangle**

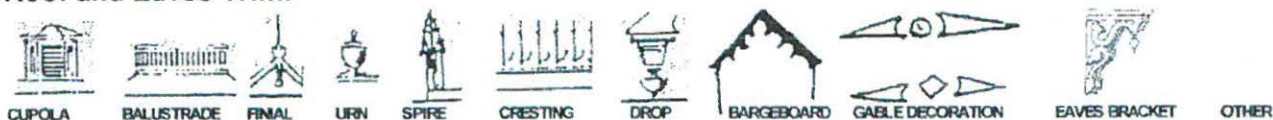
Typical type: 1 - single hung 2 - double hung 3 - casement 4 - vertical slider
5 - horizontal slider 6 - fixed 7 - undetermined 8 - other

Typical Panes: 1/1 2/2 3/6 2/4 6/6 picture other

Window Trim/Decoration:



Roof and Eaves Trim:



Alterations (note any visible alterations to the structure)

- The house is currently under renovation. Owner says they are trying to keep with the traditional façade.

Other unusual or notable finishes or details:

- It was towed to this site, from further up Dunne's Lane
- 1900-1910
- Present Owner - Doyle





WITLESS BAY HERITAGE INVENTORY

063

Newfoundland and Labrador Architectural Inventory - General Architecture Page

Date Recorded: **Mar. 15/11**

Recorded By: **Barry Norris**

Building Name: **Jack Carey House**

Address: **Gallows Cove Road, Witless Bay**

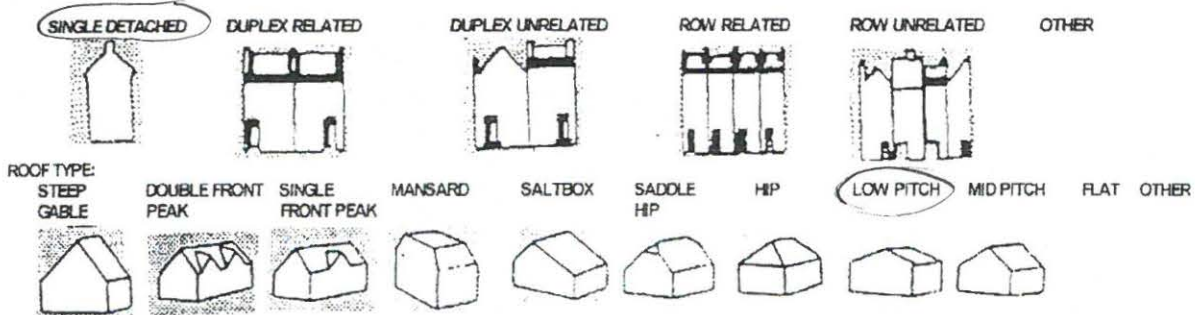
Postal Code: **A0A 4K0**

Lat/Long (decimal degrees): **N 47 16.398' W 052 49.886**

Property Width (m): **?**

Property Depth (m): **?**

BUILDING TYPE



ROOFING MATERIAL: (A) WOOD SHINGLE (B) FELT (C) ASPHALT (D) SLATE (E) OTHER

DORMER POSITION: FLUSH WITH EAVE LINE

CUT THROUGH EAVE LINE

ABOVE EAVE LINE

NONE

OTHER



DORMER TYPE: PEAK

HIP

GAMBREL

SHED

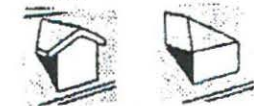
BAY

EYEBROW

SEMICIRCULAR

5 SIDED BAY

OTHER



EXTERIOR SHEATHING:

NARROW CLAPBOARD

WIDE WOOD CLAPBOARD

BOARD & BATTEN

WOOD SHIPLAP

WOOD SHINGLE


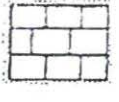
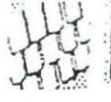
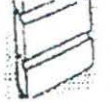
CUT STONE ASHLAR

FIELD STONE

BRICK

VINYL

OTHER



TYPE OF CONSTRUCTION:

VERTICAL LOG FULL STUDDED

VERTICAL PLANK

MORTISE & TENON

NAILED TIMBER FRAME


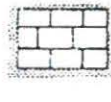
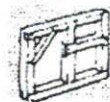
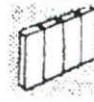
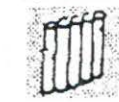
STONE

BRICK

CONCRETE

UNDETERMINED

OTHER



FOUNDATION TYPE: (A) ABOVE GROUND (B) BELOW GROUND (C) UNDETERMINED

FOUNDATION MATERIAL:

STONE WALL

STONE PILE

STONE W/ WOOD


WOOD POST

HEWN LOG

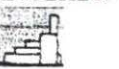
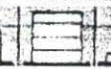
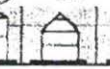
CONCRETE

CONCRETE AND STONE

OTHER



STOREYS: 1 1.5 2 2.5 3 3.5 4 OR MORE IRREGULAR OTHER



PLAN: SQUARE RECT. LONG F. SHORT FACADE L U T H CIRCLE POLYGON IRREGULAR OTHER



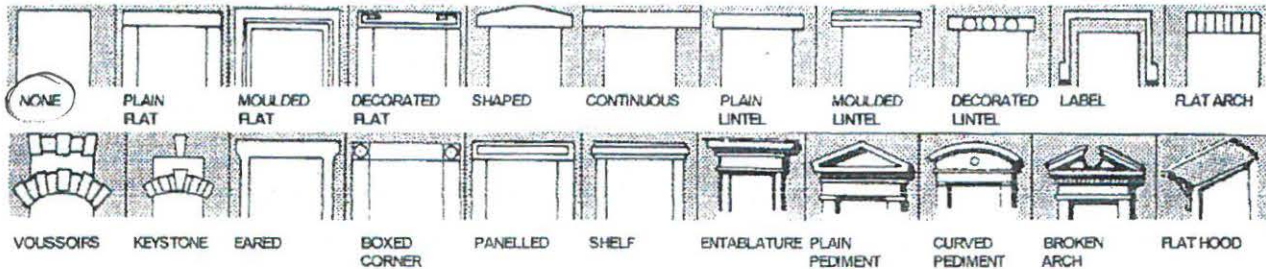
WITLESS BAY HERITAGE INVENTORY

Newfoundland and Labrador Architectural Inventory - Architectural Details Page

Main door shape: Rectangle

Main door material: 1 - solid wood 2 - wood plank 3 - wood panel 4 - wood w/glass
5 - modern metal 6 - metal w/glass 7 - glass 8 - other

Door Trim/Decoration:



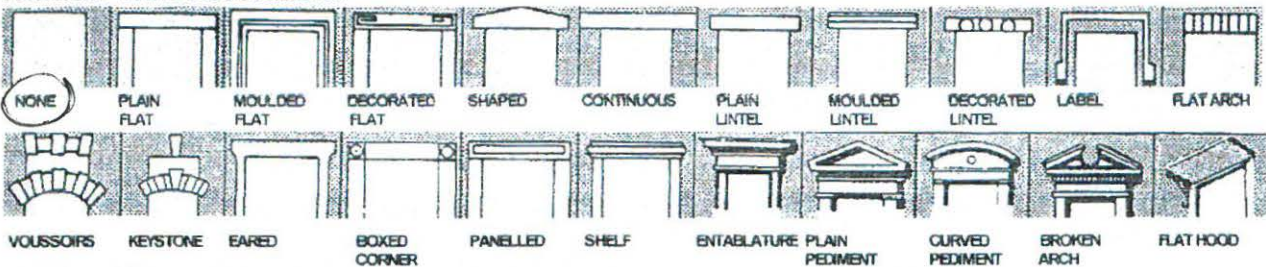
Main entrance

Location: 1 - front facade 2 - rear facade 3 - left gable end 4 - right gable end 5 - other
Stairs: 1 - straight front 2 - straight side 3 - double 4 - none
Porch type: 1 - stoop 2 - covered/open 3 - part enclosed 4 - enclosed
5 - recessed 6 - none

Typical Window shape:

Typical type: 1 - single hung 2 - double hung 3 - casement 4 - vertical slider
5 - horizontal slider 6 - fixed 7 - undetermined 8 - other
Typical Panes: 1/1 2/2 3/6 2/4 6/6 picture other

Window Trim/Decoration:



Roof and Eaves Trim:



Alterations (note any visible alterations to the structure)

- There are casement windows

Other unusual or notable finishes or details:

- Built between 1900-1920



WITLESS BAY HERITAGE INVENTORY

Newfoundland and Labrador Architectural Inventory - General Architecture Page

064

Date Recorded: **Mar. 15/11**

Recorded By: **Barry Norris**

Building Name: **Jack Lash House**

Address: **Harbour Road, Witless Bay**

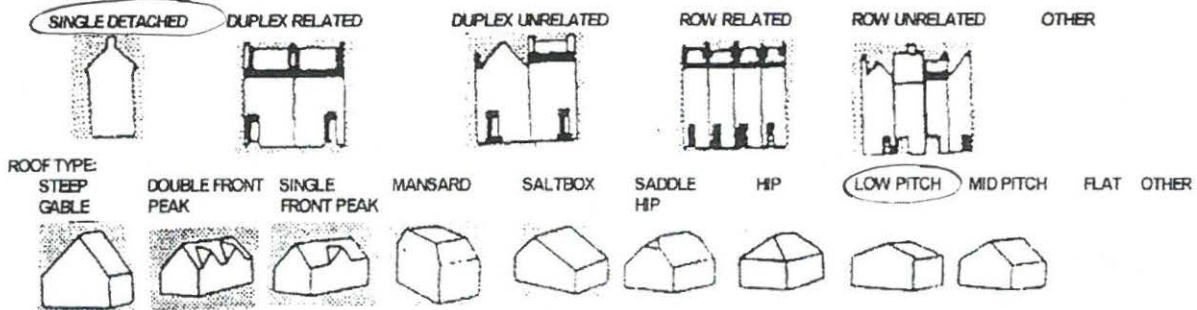
Postal Code: **A0A 4K0**

Lat/Long (decimal degrees): **N 47 16.850' W 052 49.325**

Property Width (m): **?**

Property Depth (m): **?**

BUILDING TYPE



ROOFING MATERIAL: (A) WOOD SHINGLE ☒ (B) FELT (C) ASPHALT (D) SLATE (E) OTHER

DORMER POSITION: FLUSH WITH EAVE LINE

CUT THROUGH EAVE LINE

ABOVE EAVE LINE

☒ NONE

OTHER



DORMER TYPE: PEAK

HP

GAMBREL

SHED

BAY

EYEBROW

SEMI-CIRCULAR

5 SIDED BAY

OTHER



EXTERIOR SHEATHING

NARROW CLAPBOARD

WIDE WOOD CLAPBOARD

BOARD & BATTEN

WOOD SHIPLAP

WOOD SHINGLE



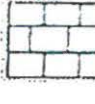
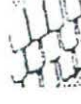
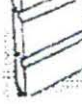
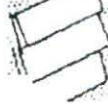
CUT STONE ASHLAR

FIELD STONE

BRICK

☒ VINYL

OTHER



TYPE OF CONSTRUCTION:

VERTICAL LOG FULL STUDDED

VERTICAL PLANK

MORTISE & TENON

☒ NAILED TIMBER FRAME



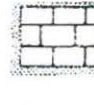
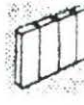
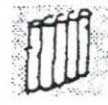
STONE

BRICK

CONCRETE

UNDETERMINED

OTHER



FOUNDATION TYPE: (A) ABOVE GROUND (B) BELOW GROUND (C) UNDETERMINED

FOUNDATION MATERIAL:

STONE WALL

STONE PILE

STONE W/ WOOD

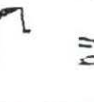
WOOD POST

HEWN LOG

CONCRETE

☒ CONCRETE AND STONE

OTHER



STOREYS: 1 1.5 ☒ 2 2.5 3 3.5 4 OR MORE IRREGULAR OTHER



PLAN:

SQUARE RECT.

☒ RECT. LONG F. SHORT FACADE

L

U

T

H

CIRCLE

POLYGON

IRREGULAR

OTHER



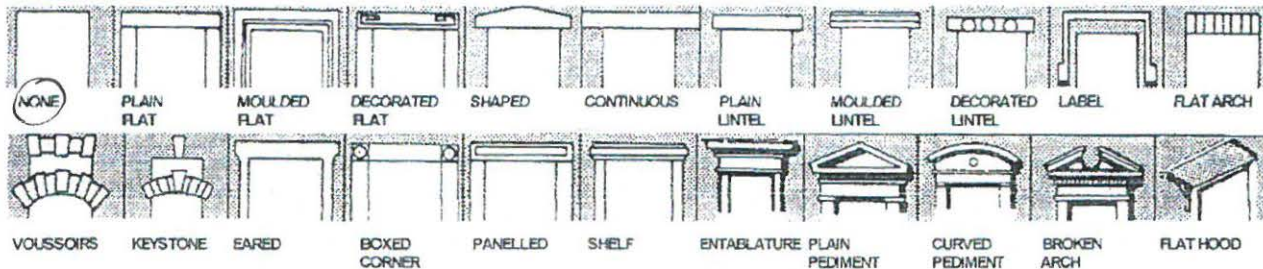
WITLESS BAY HERITAGE INVENTORY

Newfoundland and Labrador Architectural Inventory - Architectural Details Page

Main door shape: **Rectangle**

Main door material: 1 - solid wood 2 - wood plank 3 - wood panel 4 - wood w/glass
5 - modern metal 6 - metal w/glass 7 - glass 8 - other

Door Trim/Decoration:



Main entrance

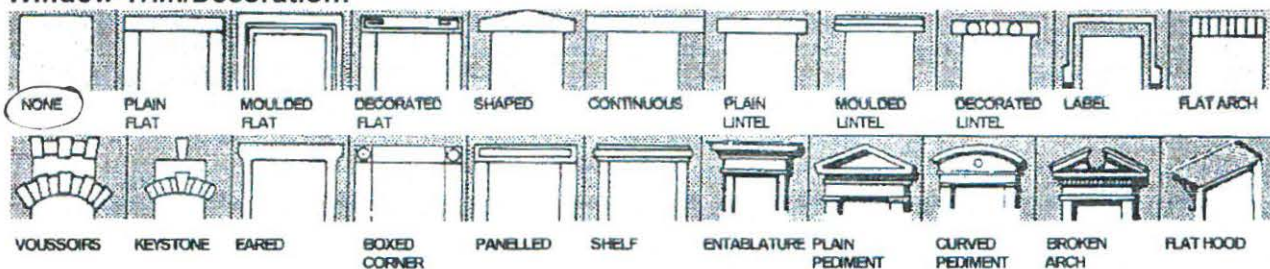
Location: 1 - front facade 2 - rear facade 3 - left gable end 4 - right gable end 5 - other
Stairs: 1 - straight front 2 - straight side 3 - double 4 - none
Porch type: 1 - stoop 2 - covered/open 3 - part enclosed 4 - enclosed
5 - recessed 6 - none

Typical Window shape:

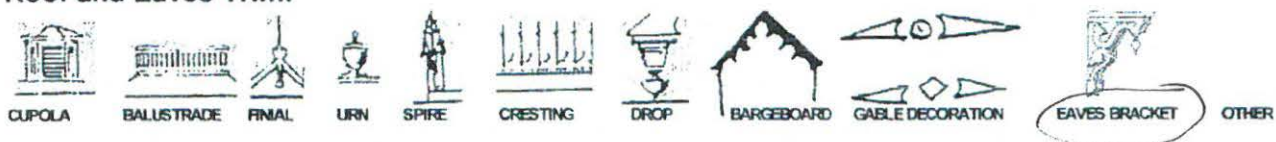
Typical type: 1 - single hung 2 - double hung 3 - casement 4 - vertical slider
5 - horizontal slider 6 - fixed 7 - undetermined 8 - other

Typical Panes: 1/1 2/2 3/6 2/4 6/6 picture other

Window Trim/Decoration:



Roof and Eaves Trim:



Alterations (note any visible alterations to the structure)

-The original house was built between 1900-1920

- It was converted into a general store in the 1980's and was doubled in size and converted into and now used as three different apartments.

Other unusual or notable finishes or details:

- Original owner – Jack Lash
- Present owner – Rick Carey





WITLESS BAY HERITAGE INVENTORY

Newfoundland and Labrador Architectural Inventory - General Architecture Page

Date Recorded: **Mar. 15/11**

Recorded By: **Barry Norris**

Building Name: **Petey Vickers House**

Address: **Bear's Cove Road, Witless Bay**

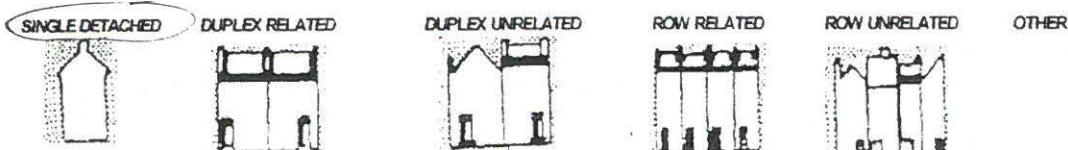
Postal Code: **A0A 4K0**

Lat/Long (decimal degrees): **N 47° 16.987**
W 52 48.619

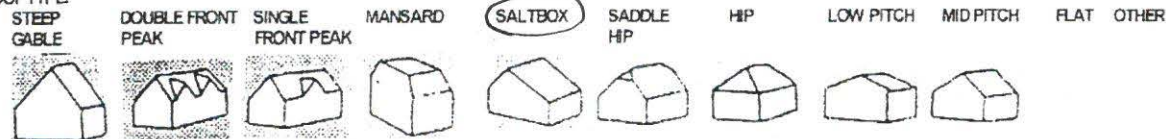
Property Width (m): **8.60m**

Property Depth (m): **8.40m**

BUILDING TYPE:



ROOF TYPE:

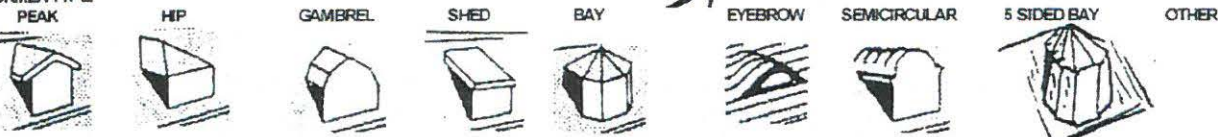


ROOFING MATERIAL: (A) WOOD SHINGLE (B) FELT ☒ (C) ASPHALT (D) SLATE (E) OTHER

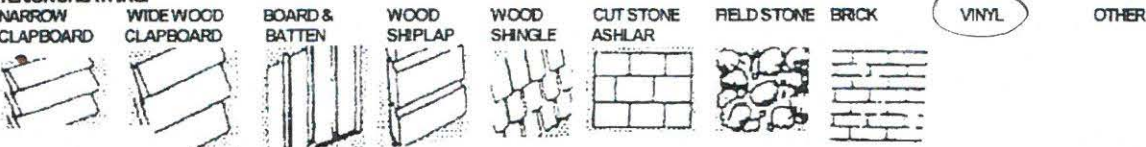
DORMER POSITION:



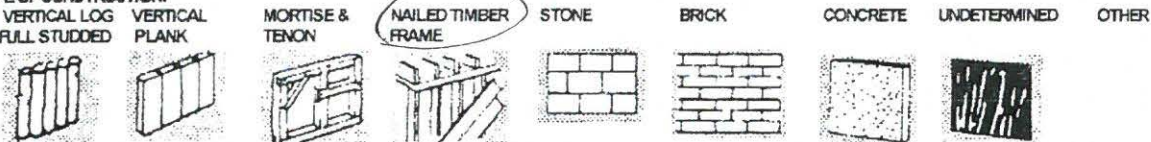
DORMER TYPE:



EXTERIOR SHEATHING:



TYPE OF CONSTRUCTION:



FOUNDATION TYPE: (A) ABOVE GROUND (B) BELOW GROUND ☒ (C) UNDETERMINED

FOUNDATION MATERIAL:



STOREYS:



PLAN:



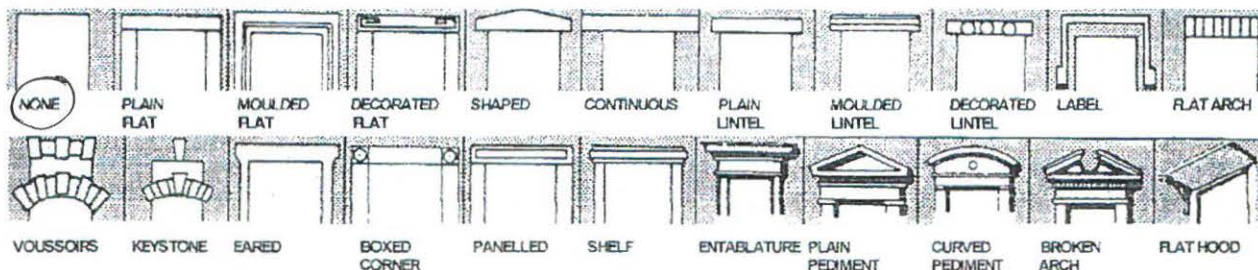
WITLESS BAY HERITAGE INVENTORY

Newfoundland and Labrador Architectural Inventory - Architectural Details Page

Main door shape: Rectangle

Main door material: 1 - solid wood 2 - wood plank 3 - wood panel 4 - wood w/glass
5 - modern metal 6 - metal w/glass 7 - glass 8 - other

Door Trim/Decoration:



Main entrance

Location: 1 - front facade 2 - rear facade 3 - left gable end 4 - right gable end 5 - other

Stairs: 1 - straight front 2 - straight side 3 - double 4 - none

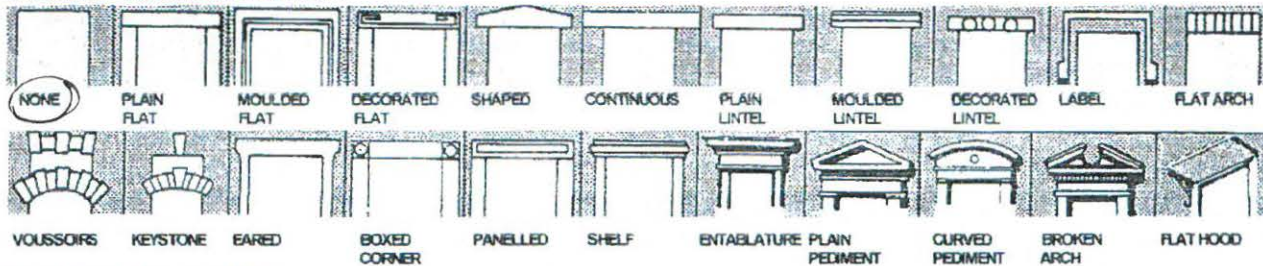
Porch type: 1 - stoop 2 - covered/open 3 - part enclosed 4 - enclosed
5 - recessed 6 - none

Typical Window shape: Rectangle

Typical type: 1 - single hung 2 - double hung 3 - casement 4 - vertical slider
5 - horizontal slider 6 - fixed 7 - undetermined 8 - other

Typical Panes: 1/1 2/2 3/6 2/4 6/6 picture other

Window Trim/Decoration:



Roof and Eaves Trim:



Alterations (note any visible alterations to the structure)

-in the 1970's had additions to the side, windows


Other unusual or notable finishes or details:

-the man who built it -Martin Vickers was born in 1861 and died in 1955

-believe it was built in the early 1880's

-present owner, Winnifred Drover





WITLESS BAY HERITAGE INVENTORY

066

Newfoundland and Labrador Architectural Inventory - General Architecture Page

Date Recorded: **Mar. 15/11**

Recorded By: **Barry Norris**

Building Name: **Armstrong House**

Address: **Harbour Road, Witless Bay**

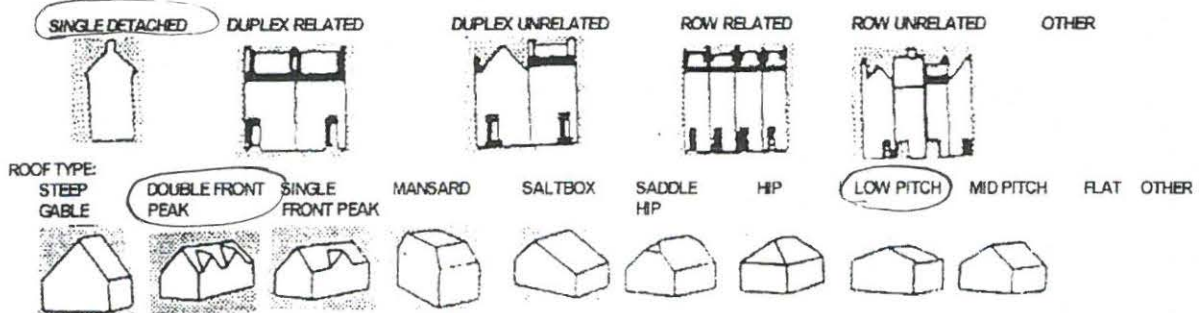
Postal Code: **A0A 4K0**

Lat/Long (decimal degrees): **N 47 16.396' - W 052 48.650'**

Property Width (m): **?**

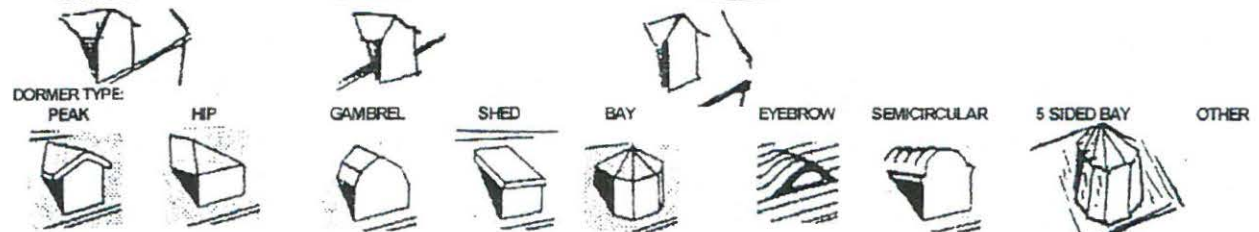
Property Depth (m): **?**

BUILDING TYPE:

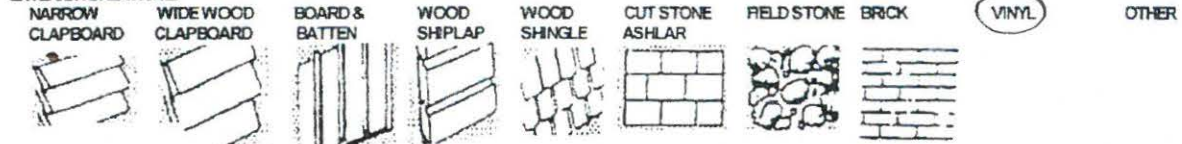


ROOFING MATERIAL: (A) WOOD SHINGLE (B) FELT (C) **ASPHALT** (D) SLATE (E) OTHER

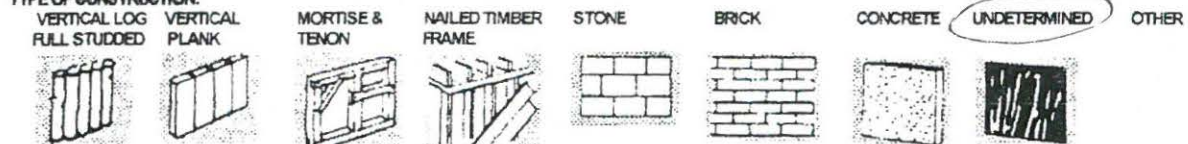
DORMER POSITION: **FLUSH WITH EAVE LINE** **CUT THROUGH EAVE LINE** **ABOVE EAVE LINE** **NONE** **OTHER**



EXTERIOR SHEATHING:



TYPE OF CONSTRUCTION:

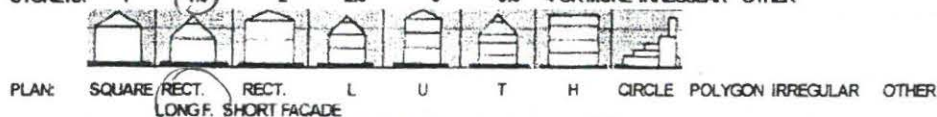


FOUNDATION TYPE: (A) **ABOVE GROUND** (B) BELOW GROUND (C) UNDETERMINED

FOUNDATION MATERIAL:



STOREYS: 1 **1.5** 2 2.5 3 3.5 4 OR MORE **IRREGULAR** **OTHER**



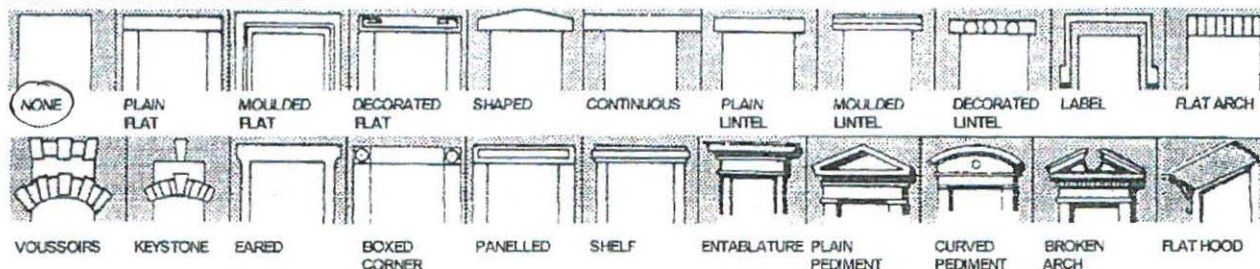
WITLESS BAY HERITAGE INVENTORY

Newfoundland and Labrador Architectural Inventory - Architectural Details Page

Main door shape: **Rectangle**

Main door material: 1 - solid wood 2 - wood plank 3 - wood panel 4 - wood w/glass
5 - modern metal 6 - metal w/glass 7 - glass 8 - other

Door Trim/Decoration:



Main entrance

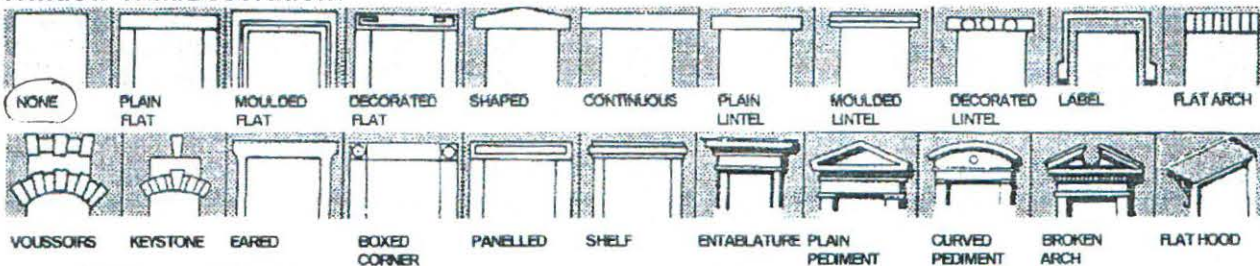
Location: 1 - front facade 2 - rear facade 3 - left gable end 4 - right gable end 5 - other
Stairs: 1 - straight front 2 - straight side 3 - double 4 - none
Porch type: 1 - stoop 2 - covered/open 3 - part enclosed 4 - enclosed
5 - recessed 6 - none

Typical Window shape: **Rectangle**

Typical type: 1 - single hung 2 - double hung 3 - casement 4 - vertical slider
5 - horizontal slider 6 - fixed 7 - undetermined 8 - other

Typical Panes: 1/1 2/2 3/6 2/4 6/6 picture other

Window Trim/Decoration:



Roof and Eaves Trim:



Alterations (note any visible alterations to the structure)

-the roof was raised on the rear façade in the early 2000's and two dormer peaks were added on the front façade.

Other unusual or notable finishes or details:

- Original owner – Armstrong
- Present owner – Gerry Dinn



066 back



066 left gable
end



066 front



066 right gable end

WITLESS BAY HERITAGE INVENTORY

06

Newfoundland and Labrador Architectural Inventory - General Architecture Page

Date Recorded: **Mar. 16/11**

Recorded By: **Barry Norris**

Building Name: **Joe Norris House**

Address: **Harbour Road, Witless Bay**

Postal Code: **A0A 4K0**

Lat/Long (decimal degrees):

Property Width (m): **?**

Property Depth (m): **?**

BUILDING TYPE:

SINGLE DETACHED

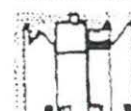


DUPLEX RELATED

DUPLEX UNRELATED

ROW RELATED

ROW UNRELATED

OTHER



ROOF TYPE:

STEEP
GABLE

DOUBLE FRONT
PEAK

SINGLE FRONT
PEAK

MANSARD

SALTBOX

SADDLE
HIP

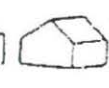
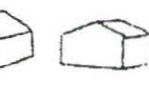
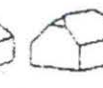
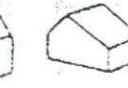
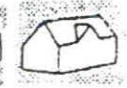
HIP

LOW PITCH

MID PITCH

FLAT

OTHER



ROOFING MATERIAL:

(A) WOOD SHINGLE

(B) FELT

(C) ASPHALT

(D) SLATE

(E) OTHER

DORMER POSITION:



CUT THROUGH
EAVE LINE



ABOVE EAVE LINE



NONE

OTHER

DORMER TYPE:



EXTERIOR SHEATHING:

NARROW
CLAPBOARD



WIDE WOOD
CLAPBOARD



BOARD &
BATTEN



WOOD
SHIPLAP



WOOD
SHINGLE



CUT STONE
ASHLAR



FIELD STONE



BRICK



VINYL



OTHER



TYPE OF CONSTRUCTION:

VERTICAL LOG
FULL STUDDED



VERTICAL
PLANK



MORTISE &
TENON



NAILED TIMBER
FRAME



STONE



BRICK



CONCRETE



UNDETERMINED



OTHER



FOUNDATION TYPE:

(A) ABOVE GROUND

(B) BELOW GROUND

(C) UNDETERMINED

FOUNDATION MATERIAL:

STONE WALL



STONE PILE



STONE W/ WOOD



WOOD POST



HEWN LOG



CONCRETE



**CONCRETE
AND STONE**



OTHER



STOREYS:

1

1.5

2

2.5

3

3.5

4 OR MORE

IRREGULAR

OTHER



PLAN:

SQUARE RECT.

RECT.
LONG F.

RECT.
SHORT FACADE

L

U

T

H

CIRCLE

POLYGON

IRREGULAR

OTHER



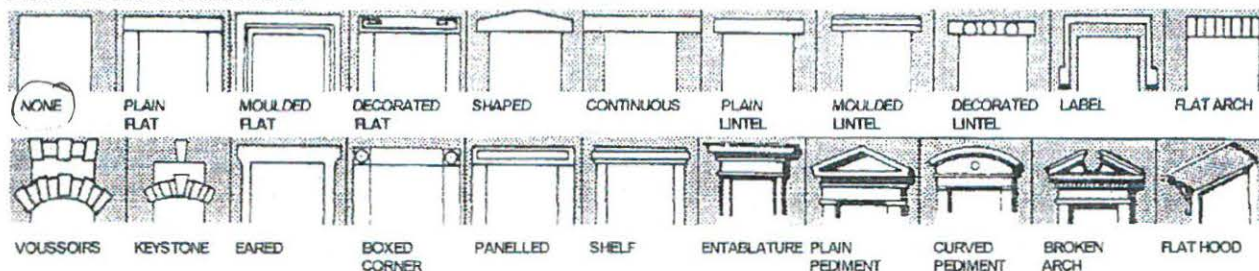
WITLESS BAY HERITAGE INVENTORY

Newfoundland and Labrador Architectural Inventory - Architectural Details Page

Main door shape: Rectangle

Main door material: 1 - solid wood 2 - wood plank 3 - wood panel 4 - wood w/glass
5 - modern metal 6 - metal w/glass 7 - glass 8 - other

Door Trim/Decoration:



Main entrance

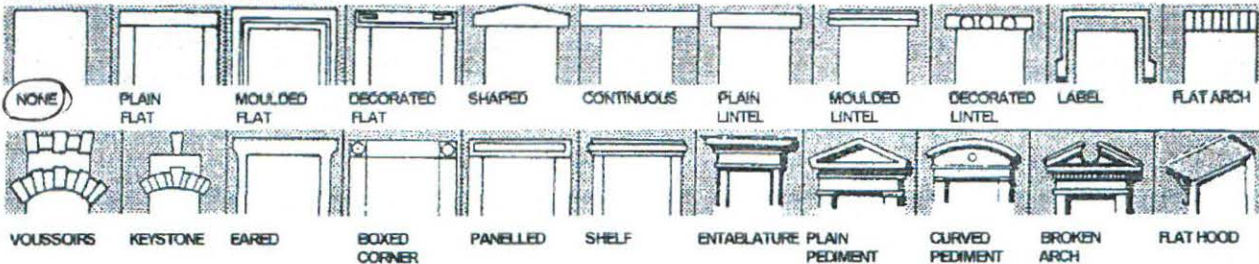
Location: 1 - front facade 2 - rear facade 3 - left gable end 4 - right gable end 5 - other
Stairs: 1 - straight front 2 - straight side 3 - double 4 - none
Porch type: 1 - stoop 2 - covered/open 3 - part enclosed 4 - enclosed 5 - recessed 6 - none

Typical Window shape: Rectangle

Typical type: 1 - single hung 2 - double hung 3 - casement 4 - vertical slider
5 - horizontal slider 6 - fixed 7 - undetermined 8 - other

Typical Panes: 1/1 2/2 3/6 2/4 6/6 picture other

Window Trim/Decoration:



Roof and Eaves Trim:



Alterations (note any visible alterations to the structure)

- It was a steep gable house
- Altered in the 1950's

Other unusual or notable finishes or details:

- Present owner - White's



WITLESS BAY HERITAGE INVENTORY

Newfoundland and Labrador Architectural Inventory - General Architecture Page

Barry Norris

Date Recorded: **Mar. 12/11**

Recorded By:

Building Name: **Dennis Ryan House**

Address: **Gallows Cove, Witless Bay**

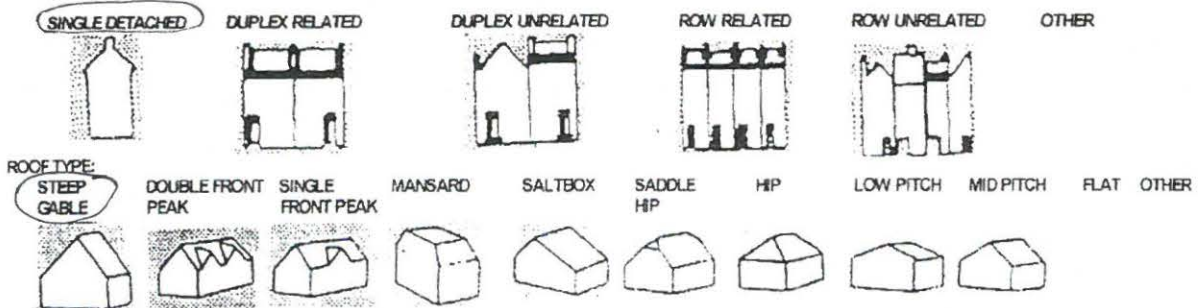
Postal Code: **AOA 4K0**

Lat/Long (decimal degrees) **N 47° 06' 16.396' W 052° 49.650'**

Property Width (m): **6.5m**

Property Depth (m): **9m**

BUILDING TYPE:



ROOFING MATERIAL: (A) WOOD SHINGLE (B) FELT ☒ (C) ASPHALT (D) SLATE (E) OTHER

DORMER POSITION:
FLUSH WITH EAVE LINE

CUT THROUGH EAVE LINE

ABOVE EAVE LINE

☒ NONE

OTHER



DORMER TYPE:
PEAK

HIP

GAMBREL

SHED

BAY

EYEBROW

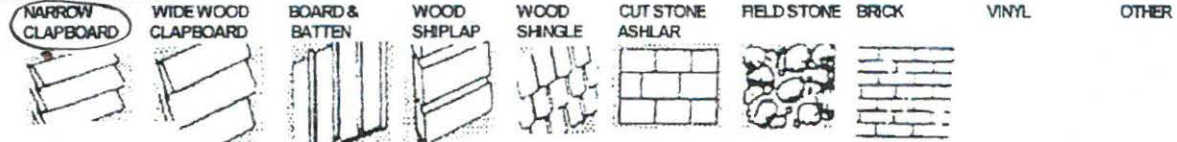
SEMICIRCULAR

5 SIDED BAY

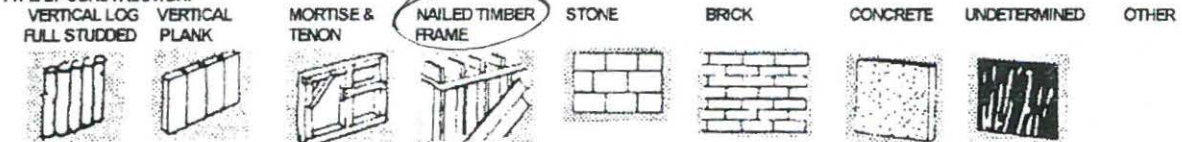
OTHER



EXTERIOR SHEATHING:



TYPE OF CONSTRUCTION:



FOUNDATION TYPE: (A) ABOVE GROUND (B) BELOW GROUND (C) UNDETERMINED

FOUNDATION MATERIAL:



STOREYS: 1 1.5 2 ☒ 2.5 3 3.5 4 OR MORE IRREGULAR OTHER



PLAN: SQUARE RECT. LONG F. SHORT FACADE RECT. L U T H CIRCLE POLYGON IRREGULAR OTHER



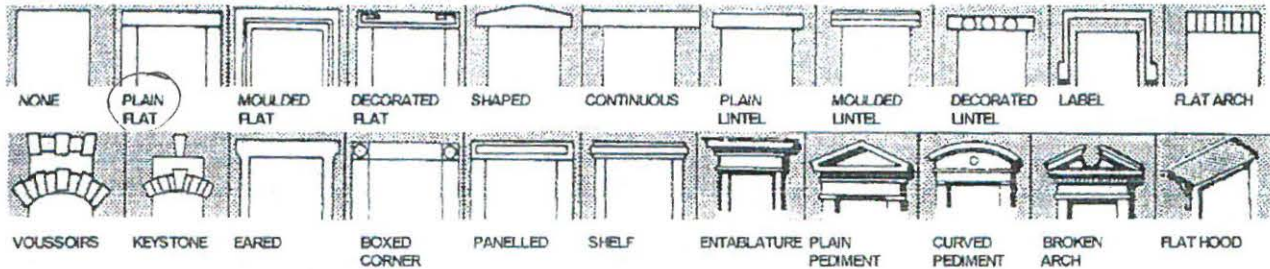
WITLESS BAY HERITAGE INVENTORY

Newfoundland and Labrador Architectural Inventory - Architectural Details Page

Main door shape: Rectangle

Main door material: 1 - solid wood 2 - wood plank 3 - wood panel 4 - wood w/glass
5 - modern metal 6 - metal w/glass 7 - glass 8 - other

Door Trim/Decoration:



Main entrance

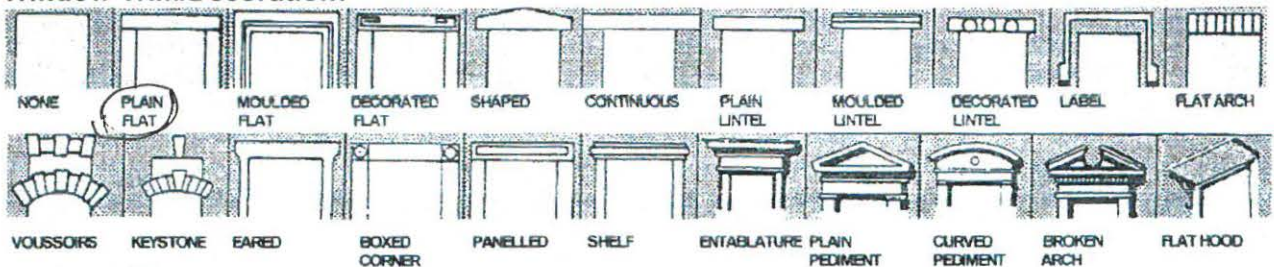
Location: 1 - front facade 2 - rear facade 3 - left gable end 4 - right gable end (circled) 5 - other
Stairs: 1 - straight front 2 - straight side 3 - double 4 - none (circled)
Porch type: 1 - stoop 2 - covered/open 3 - part enclosed 4 - enclosed
5 - recessed (circled) 6 - none

Typical Window shape:

Typical type: 1 - single hung 2 - double hung 3 - casement 4 - vertical slider
5 - horizontal slider 6 - fixed 7 - undetermined 8 - other

Typical Panes: 1/1 2/2 3/6 2/4 6/6 picture other (circled)

Window Trim/Decoration:



Roof and Eaves Trim:



Alterations (note any visible alterations to the structure)

2009-2011 adding 1/3 the size of the original structure

-replaced windows

Other unusual or notable finishes or details:

- Present owner Dennis Ryan - Original Owner Dinn Family
- Built c. 1870-1880
- Has a small window in the attic peak right gable end
- is taller to the peak than the other steep gabled houses in Witless Bay and a larger attic

